



HDMI Switch, 5-Port



MANUAL DS-45300

Thank you for purchasing this product. For optimum performance and safety, please read these instructions carefully before connecting, operating or adjusting this product. Please keep this manual for future reference.

1.0 INTRODUCTION

This is a kind of high performance HDMI Amplifier Switch. This kind of HDMI Amplifier Switch not only has the key-press-switching function, but also has the IR remote control and intelligent function. As soon as the power supply of the source equipment is switched, this Switch will respond automatically.

HDMI Amplifier Switch routes high definition video (in multiple resolutions up to 1080p) and digital audio from any one of the several sources to one display unit. All inputs accommodate the connections of the high definition video sources simultaneously, compatible well for HD-DVD, SKY-STB, PS3™, Xbox360™ etc. The output sends the high definition audio/video signals to a high definition display.

1.1 INTELLIGENT FUNCTION

- 1) When supplied with power, this Switch will select the power-on source device depending on the sequence automatically (input1>input2>input3>input4>input5)
- 2) Once the source device is turned on or plugged in (should stay power-on mode), the Switch will automatically select this source.
- 3) Once the source device is turned off or plugged out, the Switch will automatically select the next power-on source depending on the sequence automatically (input1>input2>input3>input4>input5)
- 4) Once the touch button been touched, the Switch will automatically select the next power-on source depending on the sequence (input1>input2>input3>input4>input5)

Note:

- 1) When the source devices are on the stand-by mode, its power supply should be turned off, otherwise the HDMI Switch cannot meet intelligent function.
- 2) When plugged in or out, the HDMI Switch is completely intelligent.

1.2 FEATURES

This HDMI Amplifier Switch has many features that enable it to perform in a superior manner. Among those features you will find:

- Multifunctional on switching: intelligent, IR remote or by touch button
- IR receiver (included in unit)
- IR remote (included)
- Support HDMI High Speed (1.3b)
- Support highest video resolution 1080p.
- Support 250MHz/2.5Gbps per channel (7.5Gbps all channel) bandwidth.
- Support 12bit per channel (36bit all channel) deep color.
- HDCP pass-through.
- Support uncompressed audio such as LPCM.
- Support compressed audio such as DTS Digital, Dolby Digital (including DTS-HD and Dolby True HD).

2.0 SPECIFICATIONS

Signal Inputs/Output	
Input DDC Signal	5 volts p-p (TTL)
Maximum Single Link Range	1920 x 1080p
Output Video	HDMI High Speed (1.3b)
Operating Frequency	
Vertical Frequency Range	50/60Hz
Video Amplifier Bandwidth	2.5Gbps/250MHz
Resolutions (HDTV)	
Interlaced (50 & 60Hz)	480i, 576i, 1080i
Progressive (50 & 60Hz)	480p, 576p, 720p, 1080p
Mechanical	
Size (L-W-H)	220 x 128 x 25mm
Weight (Net)	350g
Environmental	
Operating Temperature	0°C to +70°C
Operating Humidity	10% to 85% RH (no condensation)
Storage Temperature	-10°C to +80°C
Storage Humidity	5% to 90% RH (no condensation)
Power Requirement	
External Power Supply	5V@2A
Power consumption (Max)	5W
Accessories Adapter	
IR remote	

Note: Specifications are subject to change without notice.

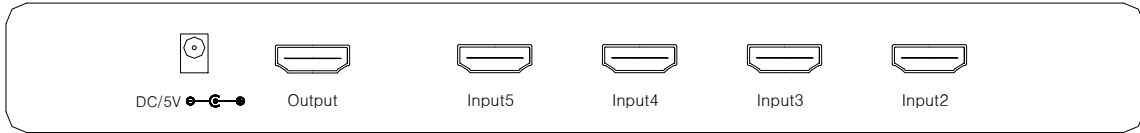
3.0 PACKAGE CONTENTS

Before attempting to use this unit, please check the packaging and make sure the following items are contained in the shipping carton:

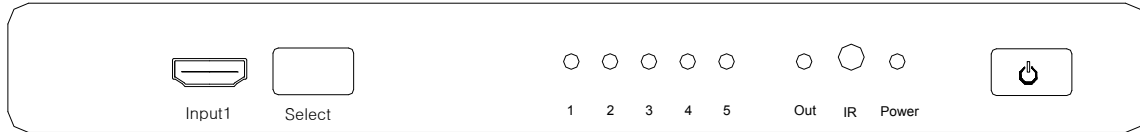
- Main unit.
- Remote control
- User's Manual
- Power Adapter

4.0 PANEL DESCRIPTION

Back side:



Front side:

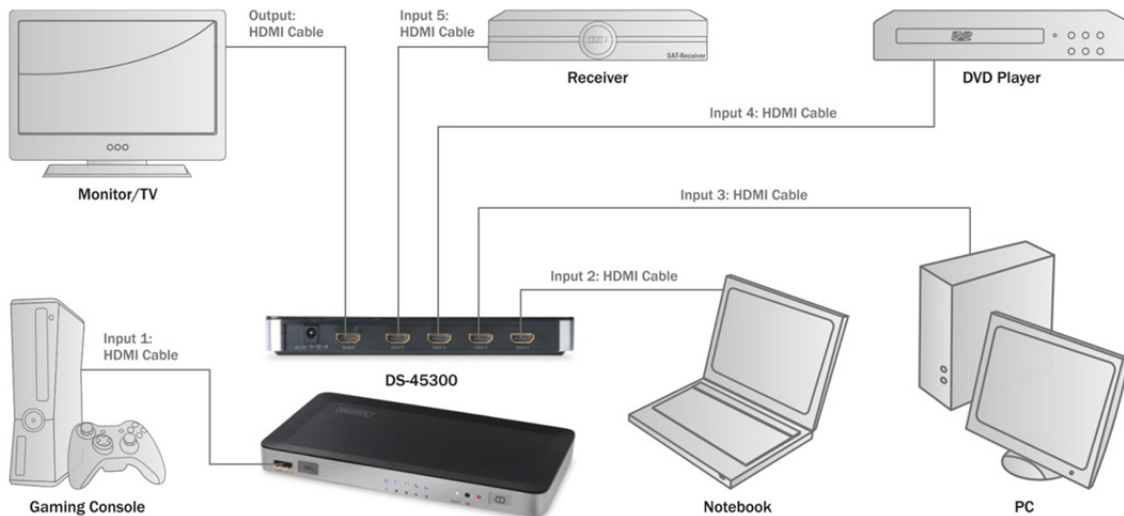


5.0 CONNECTION AND OPERATION

- 1) Connect the HDMI input source into the HDMI switch. (Input cables are optional)
* Please refer to connection diagram section.
- 2) Insert the DC side of 5v power supply into the HDMI switch and then connect the AC side of the power supply into the wall outlet.
- 3) Turn on the power.

Attention: Insert/Extract cable gently.

5.1 CONNECTION DIAGRAM



Hereby ASSMANN Electronic GmbH, declares that this device is in compliance with the requirements of Directive 2014/30/EU (EMC), Directive 2014/35/EU (LVD) and the Directive 2011/65/EU for RoHS compliance. The complete declaration of conformity can be requested by post under the below mentioned manufacturer address.

Warning:

This device is a class B product. This equipment may cause some radio interference in living environment. In this case, the user can be requested to undertake appropriate measures to prevent interference.

www.assmann.com
Assmann Electronic GmbH
Auf dem Schüffel 3
58513 Lüdenscheid
Germany

