



HDMI Video Splitter



DS-41300



DS-42300



DS-43300

MANUAL

Table of Contents

1.0 Introduction.....	3
2.0 Specifications.....	4
3.0 Package Contents.....	4
4.0 Panel Descriptions.....	5
5.0 Connection and Operation.....	6

DIGITUS[®] HDMI SPLITTER

Dear Customer

Thank you for purchasing this product. For optimum performance and safety, please read these instructions carefully before connecting, operating or adjusting this product. Please keep this manual for future reference.

1.0 INTRODUCTION

The HDMI Amplifier Splitter are splitter with two, four or eight outputs. They distribute a HDMI input signal into identical outputs simultaneously. Thereby they have the ability of buffering and amplifying. Each output can achieve long distance transmission of HDMI signal of more than 15 meters. But please note, this depends also on the quality of the cable! The recommended max. length is 15 meter. When two or more products are cascaded, they can create a larger distribution and longer length. The splitter support HDCP and the real HDMI High Speed (1.3b). The video amplifier bandwidth can be up to 2.25 Gpbs/225MHz.

The HDMI Splitter offers solutions for HDTV retail and show site, HDTV, STB, DVD and Projector factory, noise, space and security concerns, data center control, information distribution, conference room presentation, school and corporate training environments.

1.1 FEATURES

This HDMI Splitter has many features that enable it to perform in a superior manner. Among those features you will find:

- Easy to Use: Install in seconds, no need of setting.
- Cascaded: Large distribution achieved by cascading the HDMI Amplifier Splitter. (only for 2- and 4-port recommended)
- Supports highest video resolution 1080p.
- Supports 225MHz/2.25Gbps per channel (6.75Gbps all channel) bandwidth.
- Supports 12bit per channel (36bit all channel) deep color.
- Supports HDCP.
- Supports uncompressed audio such as LPCM
- Supports compressed audio such as DTS Digital, Dolby Digital (including DTS-HD and Dolby True HD)
- Support 3D all format, including 1080p@23.98/24Hz, 720p@59.94/60Hz/50Hz, bandwidth up to 225MHz.

2.0 SPECIFICATIONS (DS-41300 / DS-42300 / DS-43300)

Signal Inputs/Output	
Input DDC Signal	5 volts p-p (TTL)
Maximum Single Link Range	1920X1080p
Output Video	HDMI + HDCP1.0/1.1
Operating Frequency	
Vertical Frequency Range	50/60Hz
Video Amplifier Bandwidth	2.25Gbps/225MHz
Resolutions(HDTV)	
Interlaced(50&60Hz)	480i,576i,1080i
Progressive(50&60Hz)	480p,576p,720p,1080p
Mechanical	
Size(L-W-H)	155x70x23mm - DS-41300 155x70x25mm - DS-42300 260x115x27mm - DS-43300
Weight(Net)	260g / 285g / 740G
Warranty	
Limited Warranty	2 Year Parts and Labor
Environmental	
Operating Temperature	0°C to +70°C
Operating Humidity	10% to 85 % RH (no condensation)
Storage Temperature	-10°C to +80°C
Storage Humidity	5% to 90 % RH (no condensation)
Power Requirement	
External Power Supply	DC 5V/2A / 5V/3A / 5V4A
Power consumption (Max)	8W / 12W / 20W
Regulatory Approvals	
Converter Unit	FCC,CE,UL
Power Supply	UL,CE,FCC
Accessories Adapter	
AC Power Adapter	1
User Manual	1

Note: Specifications are subject to change without notice.

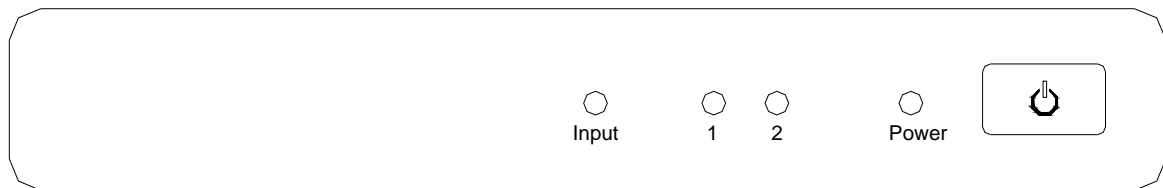
3.0 PACKAGE CONTENTS

Before attempting to use this unit, please check the packaging and make sure the following items are contained in the shipping carton:

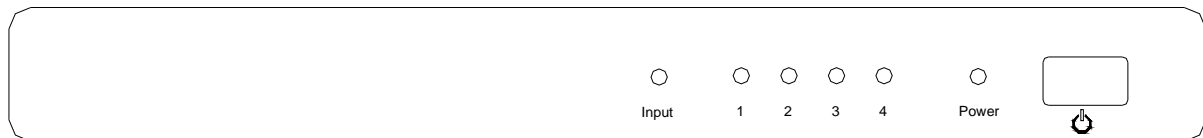
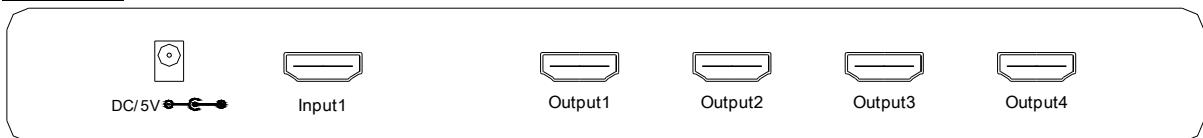
- 1) Main unit
- 2) 5V DC Power Supply.
- 3) User's Manual.

4.0 PANEL DESCRIPTIONS

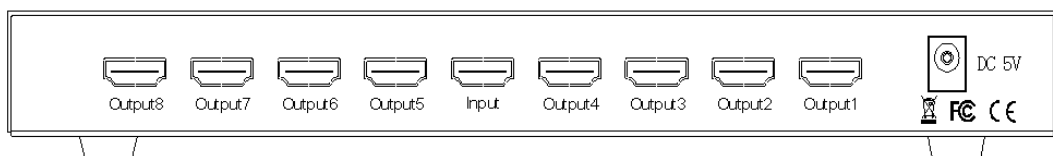
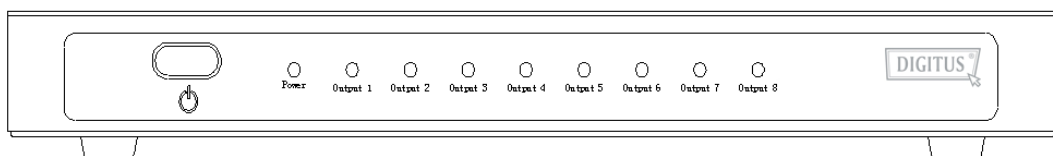
DS-41300:



DS-42300:



DS-43300:



5.0 CONNECTION AND OPERATION

- 1) Connect the HDMI input source and output devices into the HDMI Splitter.
(HDMI cables are optional)
*please refer to the connection diagram section.
- 2) Insert the DC side of 5v power supply into it and then connect the AC side of the power supply into the wall outlet.
- 3) Turn on the power.

Attention: Insert / Extract cable gently.

5.1 CONNECTION DIAGRAM

