



16/24 - Port Gigabit PoE+ Injector



Manual

DN-95116 • DN-95117 Rev.2

1. Introduction

The family of Power over Ethernet PSE (Power Sourcing Equipment) injects power over data-carrying Ethernet cabling. It follows the IEEE802.3af/IEEE 802.3at and is completely compatible with existing Ethernet switches and networked devices.

2. Features

1. 16/24 channels Power Sourcing Equipment (PoE Injector)
2. Support 16 ports full load, max: 250W (DN-95116)
3. Support 24 ports full load, max: 370W (DN-95117)
4. IEEE802.3af/IEEE802.3at compliance
5. Remote power feeding of Ethernet terminals up to 100 meters
6. Auto-detect of PoE IEEE802.3af/IEEE 802.3at equipment
7. Independent overload and short-circuit protection per channel
8. LED indicators power input indication
9. Internal AC/DC converter – no need for external power brick
10. AC input 100~240VAC, 50/60Hz
11. Standard 1U, 19" rack mountable
12. Easy plug-and-play installation

3. Package Contents

- Gigabit PoE injector
- AC power cord
- User's manual
- Four (4) back rubber feet
- Two (2) rack-mount pallet and screws

4. Technical Specification

Item	Description	
Model	DN-95116	DN-95117
No. of Ports	16	24
Pass Through Data Rates	100/1000 Mbps	
Power over Ethernet Output	Pin Assignment and Polarity:	1/2 (-), 3/6 (+)
	Output Power Voltage:	48~56Vdc
	User Port Power:	30W

Power AC Input Voltage	100 to 240 VAC	
Power AC input Current	3A at 110 VAC	4.5A at 110 VAC
Power AC Frequency	50 to 60 Hz	
Total Available Power	250W	370W
Dimensions L x W x H (mm)	440 x 200 x 44	440 x 330 x 44
Indicators	User Indicator: Channel Power	
Connectors	Shielded RJ-45, EIA 568A and 568B	
Environmental Conditions	Operating Ambient Temperature: -10 to 45°C Operating Humidity: Maximum 90%, Non-condensing Storage Temperature:-20 to 70°C Storage Humidity: Maximum 95%, Non-condensing	
Reliability	MTBF: 100,000 hrs. @25°C	
Regulatory Compliance	IEEE 802.3af (PoE), IEEE 802.3at (PoE+)	


5. Hardware Description

This Section mainly describes the hardware and gives a physical and functional overview

DN-95116 Physical Dimension:

The physical dimension is: 440mm x 200mm x 44mm (L x W x H)

Front Panel:

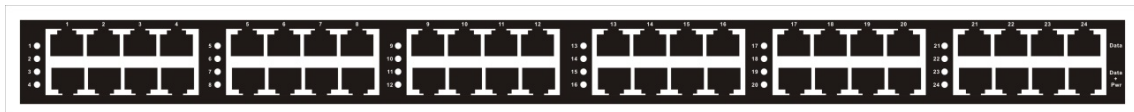


The Front Panel consists of 16 x RJ-45 Ethernet ports (data), 16 x RJ-45 PoE ports (data + power), and 16 x LED port indicators.

DN-95117 Physical Dimension:

The physical dimension is: 440mm x 330mm x 44mm (L x W x H)

Front Panel:




The Front Panel consists of 24 x RJ-45 Ethernet ports (data), 24 x RJ-45 PoE ports (data + power), and 24 x LED port indicators.

LED Indicators:

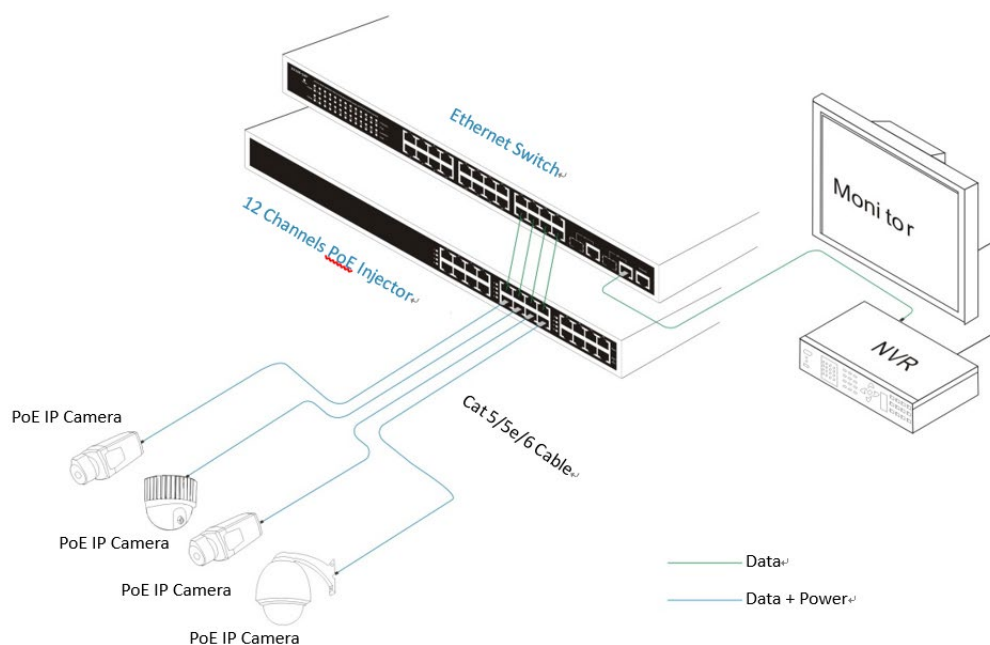
Ports	On	Power feeding
	Off	Unknown device attached, no power feeding

Rear Panel:



The AC inlet is located at the rear panel. The device will work with AC in the range 100~240VAC, 50/60Hz.

6. Application



Hereby Assmann Electronic GmbH, declares that the Declaration of Conformity is part of the shipping content. If the Declaration of Conformity is missing, you can request it by post under the below mentioned manufacturer address.

Info@assmann.com

Assmann Electronic GmbH
Auf dem Schüffel 3
58513 Lüdenscheid
Germany

