









Gigabit Ethernet special Switch



								
Part number	DN-651107	DN-651126	DN-651106	DN-651109	DN-651108	DN-651127	DN-651113	DN-651110
Product Name	Industrial 5-Port Gigabit Switch DIN rail, extended temp. Range	Industrial 5-Port Gigabit Switch DIN rail, extended temp. Range	4-port 10/100/1000BASE-TX+1000Base-2 FX Industrial Ethernet Switch	Industrial Gigabit Ethernet PoE+ Switch 4-port PoE + 2-port SFP, 802.3at, DIN rail	Industrial Gigabit Ethernet Switch 8-port, DIN rail, extended temp. range	Industrial 8-Port Gigabit Flat Switch 8-port, DIN rail, extended temp. range	Industrial 7-port Gigabit PoE+Switch + 1 PD-port IEEE802.3af/at, DIN rail, extended temp. range	Industrial Gigabit Ethernet PoE+ Switch 8-port PoE + 2-port SFP, 802.3at, DIN rail
Number of ports	5 Port	5 Port	4 Port	4 Port	8 Port	8 Port	7 Port	8 Port
Ethernet speed	10/100/1000 Mbit	10/100/1000 Mbit	10/100/1000 Mbit	10/100/1000 Mbit	10/100/1000 Mbit	10/100/1000 Mbit	10/100/1000 Mbit	10/100/1000 Mbit
Number of ports (Uplink)	⊗	⊗	2 Port	2 Port	⊗	⊗	1 Port (PD Port, max. 95 W)	2 Port
Uplink port connection	⊗	⊗	SFP	SFP	⊗	⊗	RJ45	SFP
Uplink port speed	⊗	⊗	1000 Mbit	1000 Mbit	⊗	⊗	1000 Mbit	1000 Mbit
PoE (Power over Ethernet)	⊗	⊗	⊗	✓	⊗	⊗	✓	✓
Number of PoE ports	⊗	⊗	⊗	4	⊗	⊗	7	4
Standard 802.3af (PoE Type 1)	⊗	⊗	⊗	✓	⊗	⊗	✓	✓
Standard 802.3at (PoE Type 2)	⊗	⊗	⊗	✓	⊗	⊗	✓	✓
Standard 802.3bt (PoE Type 3)	⊗	⊗	⊗	⊗	⊗	⊗	⊗	⊗
Standard 802.3bt (PoE Type 4)	⊗	⊗	⊗	⊗	⊗	⊗	⊗	⊗
Total PoE Power budget (W)	⊗	⊗	⊗	120 W	⊗	⊗	240 W	120 W
Maximum Power/Port (W)	⊗	⊗	⊗	30 W	⊗	⊗	30 W	30 W
Managed	⊗	⊗	⊗	⊗	⊗	⊗	⊗	⊗
Industrial usage	✓	✓	✓	✓	✓	✓	✓	✓
Installation type	DIN Rail	DIN Rail	DIN Rail	DIN Rail	DIN Rail	DIN Rail	DIN Rail	DIN Rail
Automatic cable detection - Auto MDI / MDI-X function	✓	✓	✓	✓	✓	✓	✓	✓

Gigabit Ethernet special Switch



Part number	DN-651107	DN-651126	DN-651106	DN-651109	DN-651108	DN-651127	DN-651113	DN-651110
Supported standards: IEEE 802.3 10BaseT, IEEE 802.3u 100 BaseTX, IEEE802.3ab 1000BaseTX	✓	✓	✓	✓	✓	✓	✓	✓
Supported: IEEE802.3x Flow Control und Back Pressure	✓	✓	✓	✓	✓	✓	✓	✓
Supported: Store and forward technology for optimized data transfer	✓	✓	✓	✓	✓	✓	✓	✓
Automatic speed and half/full duplex recognition/adjustment	✓	✓	✓	✓	✓	✓	✓	✓
Backplane	10 Gbps	10 Gbps	10 Gbps	12 Gbps	16 Gbps	16 Gbps	16 Gbps	20 Gbps
Size of MAC addresses Table	8K	4K	4K	4K	8K	4K	4K	4K
Housing	Compact, robust metal housing	Compact, flat, robust metal housing	Compact, robust metal housing	Compact, robust metal housing	Compact, robust metal housing	Compact, flat, robust metal housing	Compact, robust metal housing	Compact, robust metal housing
Short-circuit protection	✓	✓	✓	✓	✓	✓	✓	✓
Lightning and overvoltage protection	✓	✓	✓	✓	✓	✓	✓	✓
Suitable for DIN rail (top-hat rail) mounting	✓	✓	✓	✓	✓	✓	✓	✓
Redundant power supply with reverse polarity protection function	✓	✓	✓	✓	✓	✓	✓	✓
Power supply	12~48 V DC, 18~ 36 V AC	12~48 V DC,	12~56 V DC,	48~57 V DC,	12~56 V DC,	12~48 V DC,	48~57 V DC,	48~57 V DC,
VLAN	✗	✗	✗	✗	✗	✗	✗	✗
Removable terminal connection	✓	✓	✓	✓	✓	✓	✓	✓
Protection class	IP40	IP40	IP40	IP40	IP40	IP40	IP40	IP40
Outdoorsuitable	✗	✗	✗	✗	✗	✗	✗	✗
Protection against vandalism	✗	✗	✗	✗	✗	✗	✗	✗
Extended operating temperature range	-40 °C ~ +80 °C	-40 °C ~ +80 °C	-40 °C ~ +80 °C	-40 °C ~ +75 °C	-40 °C ~ +80 °C	-40 °C ~ +80 °C	-20 °C ~ +70 °C	-40 °C ~ +75 °C
suitable for non-condensing humidity	5% to 95%	5% to 95%	5% to 95%	5% to 90%	5% to 95%	5% to 95%	10% to 90%	5% to 95%