



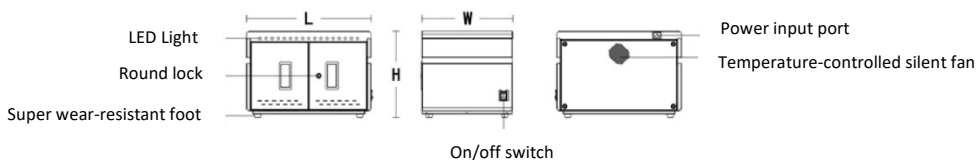
Charging Desktop Cabinet



User Manual

DN-45001

1. Product Standard



Product model	Number of supported charges	Product size (LxWxH)	Location volume (LxWxH)	Charging object
DN-45001	10	360x370x345	25x294x235	Tablet

2. Service environment

Working temperature	0 °C ~ 45 °C
Working environment humidity	20 % ~ 80 %
Humidity of storage environment	-15 °C ~ 45 °C
The machine has passed the national CCC certification, CE certification and RoHS certification	

3. Product parameter

Main material	The main body adopts 1.0mm-1.5mm cold-rolled steel plate, the cabinet is provided with ABS engineering plastic partition layer, layering the tablet is effective in preventing scratches
Input	● alternating current AC 110 V/220 V 50/60 Hz 16 A ◎ alternating current AC 100 V ~ 240 V 50/60 Hz 16 A
Product power	3500 W
Cooling system	Forced air cooling
Output	Recharge: 5V 2.1 A Quick recharge: 20 W
Date transmission	Without Date transmission
Status indicator light	Red light: in charging state, green light: full/disconnected
External AC socket	Without External AC socket

External USB charging port	Without External USB charging port
System compatibility	android system, IOS system, Windows system
Support fast charging protocol	Apple, BC1.2 (DCP), HUAWEI-FCP, MTK PE, SAMSUNG-AFC
Super compatible	<ul style="list-style-type: none"> ① Other Android devices ② Other mobile terminals ③ V+/V-No agreement class

4. Electrical performance

1.) Built-in ten security protection

1. Overload protection: Cut off the power automatically when overloaded, protect equipment
2. Leakage protection: Quick leakage protection device, double leakage protection, prevent personal electric shock and leakage, and ensure safety
3. Insulation blocking: AC and DC isolation design, electrical shield installation, safe low voltage
4. Overcurrent protection: Each port is configured independently to the maximum 3.1A continuous output, discount the failed port output when the load overflows, don't affect other port usage.
5. Input overvoltage protection: When the power input voltage is higher than 30V, intelligent cut off input and output, protect other charging equipment from damage
6. Input under-voltage protection: When the power input voltage is below 8V, intelligent cut off input and output, protect other charging equipment from damage
7. Output short circuit protection: Cut off the output in case of abnormal short circuit of the output port to ensure safety.
8. Perfusion protection: Built-in reverse cut-off, prevent equipment current backflow
9. Overcharge protection: Built-in overcharge protection circuit, intelligent detection charging condition of charging equipment, after the completion of charging, it will automatically stop charging to realize worry-free charging

- 2.) To use safety as the premise, intelligent control to achieve high-performance, high-quality charging
 1. Efficient heat dissipation: The design of air flow heat dissipation channel with lower intake and upper exhaust is adopted to effectively improve the heat dissipation effect
 2. Industrial concentrator charging: more in line with public charging than the original civil charger
- 3.) To provide a high quality use environment
 1. The integrated circuit: Built-in MCU+ intelligent chip integrated circuit (DS dual intelligent charging)
 2. Automatically turn lights: Multicolor status indicator, automatically displays current port device status
 3. The temperature control: When the temperature in the cabinet exceeds 40 °C, start the cooling fan to dissipate heat quickly and ensure safe charging
 4. Auto sleep: Automatic sleep without charging device, reduce power consumption, intelligent ring charging
 5. Convenient and efficient: No setup, plug and play, intelligent charging management
 6. Wide voltage input: Support global 100 ~ 264 V wide voltage input (optional)

5. Other characteristics

Details make for a better user experience

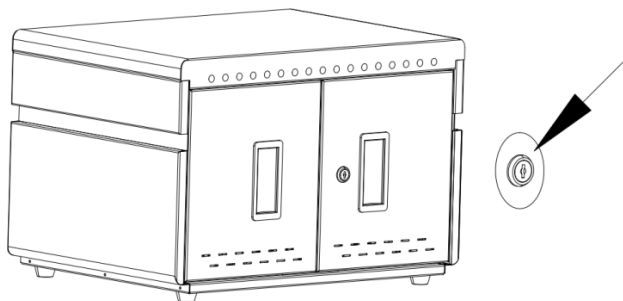
1. Mute design: Adopt silent silicone universal wheel and clocked variable speed cooling fan, greatly reduce noise generation
2. Neat: Gate array mode, beautiful and tidy, projected status indicator light, at a glance
3. Ergonomic: Plastic partition bracket, arc edge design, self-braking function
4. Mistake proofing design: Users need not care, the equipment always works at its best

6. Packaging list

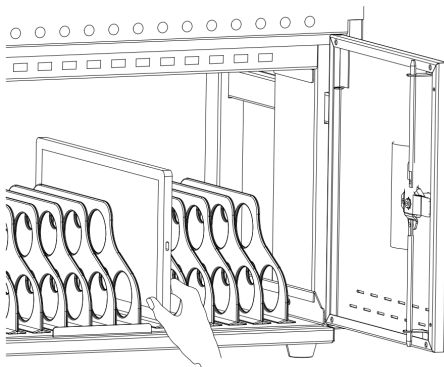
1x The charging car
2x The door key
1x The power cord
1x Product certificate
1x Product description

7. Charging operation

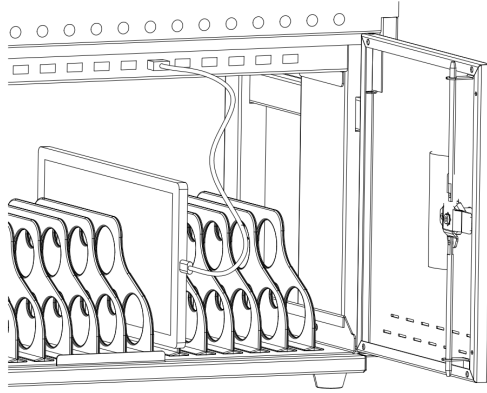
- ① Cut the power of charging cart in advance, open the cabinet door.



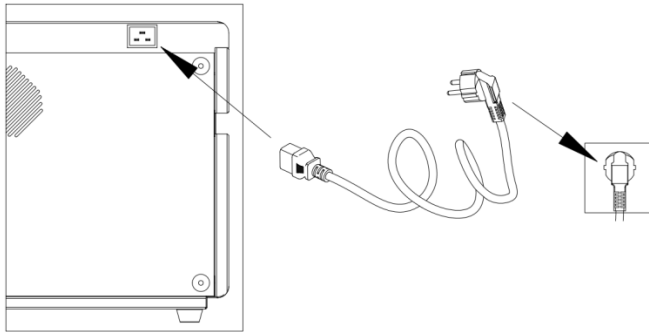
- ① Put the tablet into the tablet rotation slot, according to the tablet number.



- ② The two ends of the USB cable are connected to the charging /HUB port on the device and the tablet port respectively.



- ③ Lock the cabinet door after connection is completed Plug the charger into the mains outlet and prepare to start charging.
- ④ Switch the main power switch to "ON", At this point, all charging units LED charging status indicator lights red , The device is in charge.



Hereby Assmann Electronic GmbH, declares that the Declaration of Conformity is part of the shipping content. If the Declaration of Conformity is missing, you can request it by post under the below mentioned manufacturer address.

www.assmann.com

Assmann Electronic GmbH

Auf dem Schüffel 3

58513 Lüdenscheid

Germany

