



Online UPS Battery Installation Instruction


DN-170096

Table of contents

1. Procedure to make Battery Packs.....	3
2. Remove the battery cover.....	5
3. Put the cover back	6

1. Procedure to make Battery Packs

1. Insert the battery wires as indicated.



put double-side tape on the plastic drawer

2. Put the batteries into plastic drawer as indicated below.




3. Cover the plastic drawer



4. Install into the UPS




2. Remove the battery cover



install battery drawer



3. Put the cover back



wire buckle

Battery
Cover



Fix battery cover by screws



Interlock the battery wire and
combine wire terminal.



Clip on the plastic front panel.



complete the assembly