



# **Online UPS Battery Installation Instruction**


DN-170093

# Table of contents

1. Procedure to make Battery Packs.....	3
2. Remove the battery cover.....	4
3. Put the cover back .....	5

# 1. Procedure to make Battery Packs

1. Insert the battery wires as indicated.



2. Put the batteries into plastic drawer as indicated below.




put double-side tape on the plastic drawer

3. Cover the plastic drawer




4. Install into the UPS



Be aware of the installation direction.  
Battery wires must face outwards.

## 2. Remove the battery cover



Install battery  
drawer



### 3. Put the cover back



wire buckle

Battery  
Cover



Fix battery cover by screws



Interlock the battery wire and  
combine wire terminal.



Clip on the plastic front panel.



complete the assembly