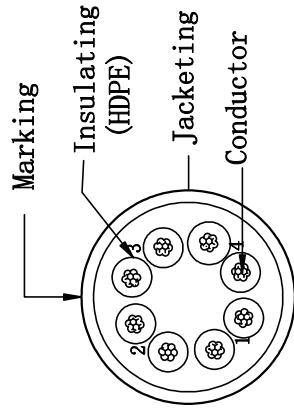
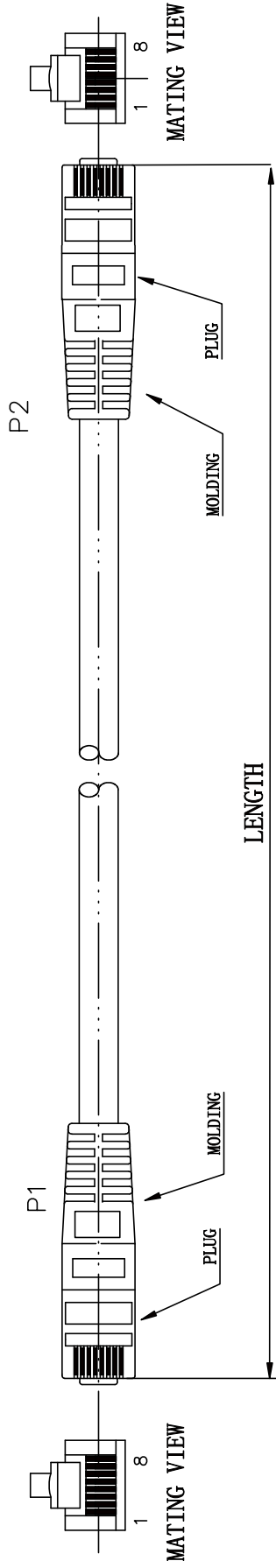
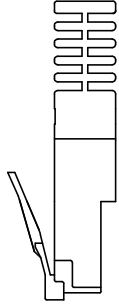
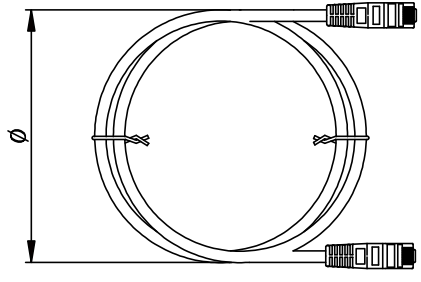


DATE	REV	DESCRIPTION	BY	CHKD
12/27	A/0			



orange 1 white/orange	green 2 white/green
blue 3 white/blue	brown 4 white/brown

PA/R	PINOUT		
	P1(T568B)	WIRE	P2(T568B)
1	1	WHT/ORG	1
	2	ORG	2
	3	WHT/GRN	3
2	6	GRN	6
	4	BLU	4
3	5	WHT/BLU	5
	7	WHT/BRN	7
4	8	BRN	8



Conductor	Beck Copper 26AWG 7/0.152±0.005mm
Insulation	Thickness:MIN at any point:0.20mm MAX AVG:0.25mm
	Diameter:0.85±0.05mm
Jacketing PVC	Thickness:MIN at any point:0.60mm MAX AVG:0.70mm
	Diameter:5.2±0.2mm

WIRE	CAT. 6 UTP STR 26AWG*4P
PLUG	YUS-06 8P8C 3U*
Length	XX
COLOR	XX

Unless specified on the drawing, tolerances are per the follows:

.X ± 1

.X.X ± 0.2

.XX ± 0.05



ASSMANN ELECTRONIC GMBH

DRAW. NO	YUS-06	ITEM	UTP CAT. 6 STR 26AWG*4P
DEPARTMENT		DRAW	WZY
SCALE		CHECKER	
UNIT	mm	APPROVAL	
		DRAW	2006/12/27
		DRAW	
		DRAW	