



# **LED RING LIGHT 10 INCH, EXTENDABLE TRIPOD STAND**



**Quick Installation Guide**

DA-20311

# Table of Contents

1. Introduction .....	2
2. Feature .....	3
3. Package Content .....	4
4. Technical Parameter .....	4
5. Installtion .....	4
6. Operation .....	6
6.1 Warm light / cold light Conversion .....	6
6.2 LED Ring Light Can rotate 360 degrees freely .....	6
6.3 Linking Method of Bluetooth Selfie Remote .....	7
7. Safety Caution .....	7
8. Technical details and radio emission .....	7

## 1. Introduction

The DIGITUS Ring Light Stand is an LED light that illuminates any shadow, improves the appearance of the skin and makes the eyes shine without glare. The ring light has 10 brightness levels and 3 light modes to illuminate a face optimally when recording videos and portraits. Cameras/iPhones/Android phones are simply fastened in the ball-head mount and connected to the Windows PC or Mac via USB. Settings for brightness and color temperature are configured using the buttons of the remote control integrated in the cable. The adjustable tripod stand can be extended from 0.70 m to 1.50 m and is very stable on the ground. Using Bluetooth remote control, images/videos can be recorded at a distance of up to 10 m.

## 2. Feature

1. 10-inch LED Ring Light with tripod stand & smartphone mount, dimmable light in various color tones for YouTube video recordings, live stream, makeup/photography.
2. Control of color temperature in 3 levels (3000K-6500K) using the cable remote control for optimal and uniform illumination e.g. of videos and portraits
3. Light intensity adjustable in 10 levels, from radiant white to pleasantly muted
4. Charming eye effect: LED Ring Light conjures up a sparkle in the eyes using reflections
5. Stable tripod stand made of robust and lightweight aluminum, can be extended up to 1.50 m
6. Smartphone holder with ball head can be rotated for portrait and landscape format
7. The ring light's position can be adjusted in all directions using the ball head
8. Suitable for most smartphones, width adjustable from 6.0 to 8.2 cm (in landscape format) thanks to clamp spring mount
9. The rubber inserts on the mount protect the smartphone housing from scratches
10. With USB-A cable (cable length 200 cm) to connect a PC or power bank for mobile use
11. With Bluetooth remote control release

### 3. Package Content

- 1x Ring Light, with 2 m USB cable
- 1x Floor stand
- 1x Phone clip
- 1x Bluetooth remote control
- 1x User manual



### 4. Technical Parameter

Dimension	10"
Fixture Voltage	DC 5V
Lumen	500LM
LED Beads	96 pcs
Dimming	Dimming P10 - 100
Power Supply	USB Power
Color Temperature	3000K - 6500K

### 5. Installtion



1. Prepare the folded tripod stand



2. Loosen the screw knob



3. Use both hands to pull the stand legs



4. Adjust the stand legs then tighten the screw knob



5. Loosen the screw knobs on the middle pole and the top pole



6. Pull the poles up to the height (max 2.1m) you want and tighten the knobs



7. Install the Mobile Phone Clip on the Head Ball and tighten it as the arrow direction shows



8. Loosen the screws at the bottom and leave some gaps for installation on the ring light



9. Mount the assembled mobile phone holder on the ring of the Ring light



10. Press the clamp with your fingers and rotate to tight



11. Install the Head Ball on the ring light and rotate to tight



12. Install the mounted Head Ball on the tripod and rotate it tight

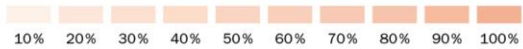
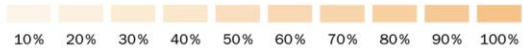
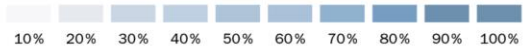


13. Assembly completed

## 6. Operation

### 6.1 Warm light / cold light Conversion




- 1 Brightness adjustment
- 2 ON/OFF
- 3 Mode Switch



### 6.2 LED Ring Light Can rotate 360 degrees freely



### 6.3 Linking Method of Bluetooth Selfie Remote

	<p>1. Turn on the Bluetooth selfie remote switch and the blue light flashes</p>
	<p>2. Open the device Settings Bluetooth, find “AB Shutter 3” click on the ink</p>
	<p>3. Open the device Settings Bluetooth, find “AB Shutter 3” click on the ink</p>

## 7. Safety Caution

- Do not place the product on an uneven surface to prevent falling damage
- Do not exceed the product load power to prevent overheating and burnout
- Do not disassemble or modify the product by yourself
- Do not place the product in a low-temperature or damp place
- Do not let children operate alone
- Keep away from fire

## 8. Technical details and radio emission

Hardware version	V008
Firmware version	V004
SRD Frequency	2402-2480 MHz
Modulation type	GFSK
RF power	4dBm

Hereby Assmann Electronic GmbH, declares that the Declaration of Conformity is part of the shipping content. If the Declaration of Conformity is missing, you can request it by post under the below mentioned manufacturer address.

**[www.assmann.com](http://www.assmann.com)**

Assmann Electronic GmbH

Auf dem Schüffel 3

58513 Lüdenscheid

Germany

