



Ultra-Slim Wireless Keyboard, 2.4 GHz



Quick Installation Guide

DA-20159

Attention: To use this device properly, please read the user manual before installation.

Introduction

The ultra-slim keyboard from DIGITUS® ensures a comfortable work environment with its low-noise keystroke. The full-sized keyboard with its own numeric keyboard and quick stroke keys is recommendable for office applications as well as for private use. Thanks to its low energy consumption, long intervals are possible between charging – the automatic standby mode helps to save additional energy. 6 frequently used functions can be selected directly on the keyboard, including the Home button, Calculator, Play, Fast Forward and Rewind as well as Mute (Windows only). The integrated LED displays inform you about the status of the shift key, numeric keypad lock or battery level. The seamless key design prevents the penetration of dust - fingerprints have no chance either thanks to the anti-fingerprint surface.

Package Content

1 x Ultra-Slim Keyboard, Wireless, 2.4 GHz

1 x USB nano receiver

1 x Quick start guide

Warning

Incorrect setup, use, and care of this product can result in increased risk of injury or death, or damage to this equipment or other equipment.

Read this manual and retain all printed manuals for reference.

Battery-powered devices

These precautions apply to all products with rechargeable batteries (accumulators) or disposable batteries.

Improper use of batteries can cause them to leak, overheat, or explode. Leaking battery fluid is corrosive and may be toxic. It can cause burns to the skin and eyes and is harmful if swallowed.

To reduce the risk of injury

- Keep batteries away from children.
- Do not heat, open, puncture or otherwise damage batteries or dispose of them in open flames.
- Do not use new and old batteries at the same time or different types of batteries (e.g. zinc-carbon batteries and alkaline batteries)
- Prevent metal objects from coming into contact with the battery contacts of the device, as they may heat up and cause burns.
- Remove the batteries if they have become weak or if the device will not be used for an extended period of time.
- Remove old, weak or used batteries immediately and recycle or dispose of them according to local and national regulations.
- If a battery leaks, remove all batteries. When doing so, be careful not to allow the fluid to come in contact with skin or clothing. If battery fluid comes into contact with skin or clothing, you must wash it off immediately with water. Clean the battery compartment thoroughly with a damp paper towel before inserting new batteries or follow the battery manufacturer's instructions regarding cleaning.

Special notes on disposable batteries

Caution: There is a risk of explosion if the wrong type of battery is used. Use only batteries of the correct size and type (alkaline, zinc-carbon or zinc-chloride).

Disposal of old batteries and old electrical and electronic equipment



This symbol on the product, batteries or packaging means that neither the product nor batteries contained therein may be disposed of with household waste. You are required to dispose of the product at an appropriate collection point for the recycling of batteries and waste electrical and electronic equipment. Waste separation and recycling contributes to the protection of natural resources and prevents possible negative consequences for health and the environment, which may occur if batteries and old electrical and electronic equipment are not disposed of properly due to hazardous substances they may contain.

For more information about the disposal of batteries and old electrical and electronic equipment, please contact the authorities in your town or municipality, the waste disposal company responsible or the dealer from whom you purchased the product.

Limited Warranty

IMPORTANT - PLEASE READ THIS LIMITED WARRANTY CAREFULLY TO UNDERSTAND YOUR RIGHTS AND OBLIGATIONS!

Subject to the terms and conditions of this Limited Warranty, and in lieu of any other express warranties (if any), under normal use, the date of purchase as shown on your receipt or similar proof of payment warrants the next 365 days. There is no warranty or condition for defects discovered after the warranty period has expired.

This limited warranty does not cover and no warranty is made with respect to any subjective or aesthetic aspects of the wireless keyboard.

Special Note: The device cannot be used due to the loss of the USB receiver and is not covered under warranty.

Technical Specifications

Operating systems	Windows 10/8/7/XP, Linux, macOS
Batteries	2x AAA
Standby mode	Without operation, the keyboard switches to standby mode after 5 minutes.
To end standby mode	Tap any key to reactivate the keyboard.
Frequency range	2402.65~ 2480.65 MHz
Operating voltage	DC 3 V
Operating current	5 mA
Quiescent current	< 1 mA
Number of Keys	110

Technical details and radio emission

Hardware version	YHK-RF7302A V2.0
Firmware version	BK2.0
SRD Frequency	2402.65 ~ 2480.65 MHz
Modulation type	GFSK
RF power	4.52 dBm

Tips:

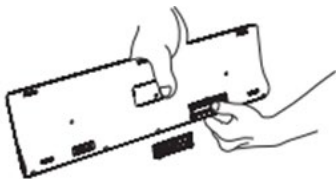
If you do not use the keyboard for a long time, please turn it off to save power.

If the keyboard does not work, first check if the battery is powered.

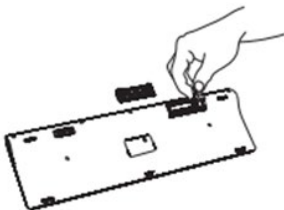
Please take good care of your 2.4G receiver. If it is lost, please contact your dealer.

Your wireless keyboard has a 2.4G receiver in the battery compartment behind the keyboard and requires 2 AAA batteries. Batteries are not included in the package.

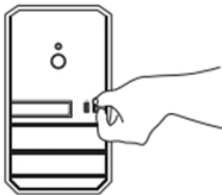
Installation



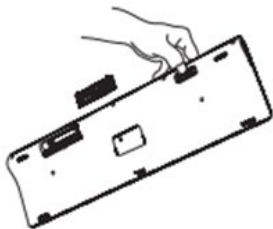
❶ Insert the batteries (2 AAA batteries are required for the keyboard. The product does not contain battery, you need to buy it by yourself).



❷ Take out the 2.4G receiver.



- 3 Plug the receiver into the USB port of the computer.



- 4 Turn on the power switch.

When you receive the product, please check the integrity of the product. If you have any questions, please contact us.

Hereby Assmann Electronic GmbH, declares that the Declaration of Conformity is part of the shipping content. If the Declaration of Conformity is missing, you can request it by post under the below mentioned manufacturer address.

www.assmann.com
Assmann Electronic GmbH
Auf dem Schüffel 3
58513 Lüdenscheid
Germany

