



## 2.1 Mini Subwoofer Sound System



### Manual 83173

With its 2 speakers, each with 3 watts (RMS) power output, and mini subwoofer with 5 watts (RMS) power output, the ednet 2.1 Mini Subwoofer Sound System provides a clear and balanced sound. The power supply is via a USB port on PC, laptop, USB charging adapter, etc. Volume and bass can be adjusted by means of controls at the front of the subwoofer. A LED on the front signals the operational availability. The unpretentious and contemporary design fits into any setting.

## Functional Features:

- Pure sound quality, bass is thick
- Front-loading knob, the volume control is more simple and quick operation
- Laptop/mobile phone/MP3 ... are the perfect partners, excellent sound quality to play music and multimedia video

## Product Specification:

Effective power:	5W+ 3w * 2
Frequency response:	100 Hz - 20 KHZ
Impedance:	4 ohm+ 4ohm* 2
Subwoofer size (L*D*H):	102*122 *135 mm
Satellite size (L*D*H):	66*63*80 mm

## Package Content:

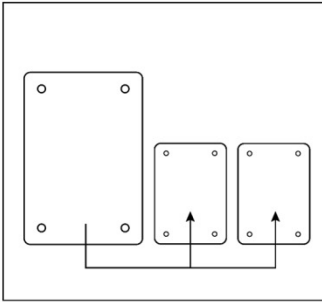
- 1x Subwoofer
- 2x Speakers
- User manual
- USB and AUX connection cables

## How to use:

Please connected the speaker to power as the connection diagram

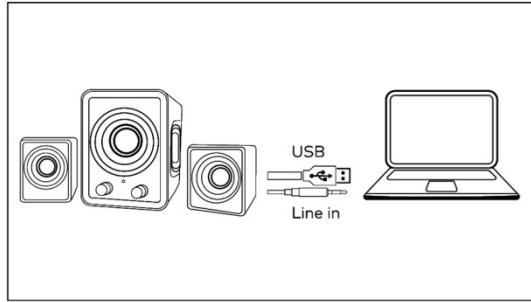
1. please connected the speaker to the satellites
  2. Please connected the speaker to power as the connection diagram
  3. Through the regulating two knob on the subwoofer to adjust the volume control, spin to the left, will be volume -, and to right is volume +, adjust to the best sound effects for your satisfaction!
  4. Speaker was idle, please turn off the power switch, and then pull out the plug
- Speaker connection diagram:

1




Connect speaker to satellites

2

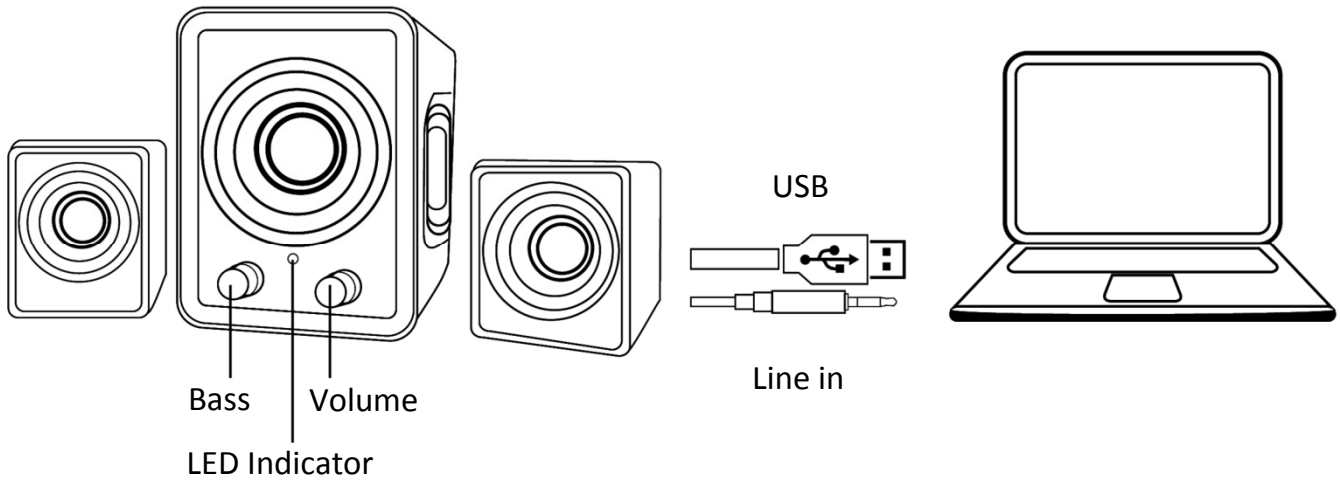


USB plug for power 3.5mm audio connector

3



Adjust Volume



It could connect PC computer, laptop, mobile phone, MP3, IPOD, IPAD, etc.  
Audio input device

## How to connect:

1. When connecting or pull out, the first to disconnect the USB power supply line and to determine the power is off, otherwise it may cause damage to the speaker
2. The audio input signal lines to ensure that the connection is correct
3. All wiring to ensure that the correct connection, such as connection is flabby, silent or may have adverse phenomenon such as noise

Hereby ASSMANN Electronic GmbH, declares that this device is in compliance with the requirements of Directive 2014/30/EU and the Directive 2011/65/EU for RoHS compliance. The complete declaration of conformity can be requested by post under the below mentioned manufacturer address.

**Warning:**

This device is a class B product. This equipment may cause some radio interference in living environment. In this case, the user can be requested to undertake appropriate measures to prevent interference.

**www.assmann.com**  
Assmann Electronic GmbH  
Auf dem Schüffel 3  
58513 Lüdenscheid  
Germany

