

**ednet.**




**AMBIENT LED MOOD LIGHT WITH  
BLUETOOTH® SPEAKER**

Manual 33040


## Be sure to aware the following guidelines when using 33040

1. To turn on the power switch at the bottom of 33040  
There are 3 functions (Diagram 3):

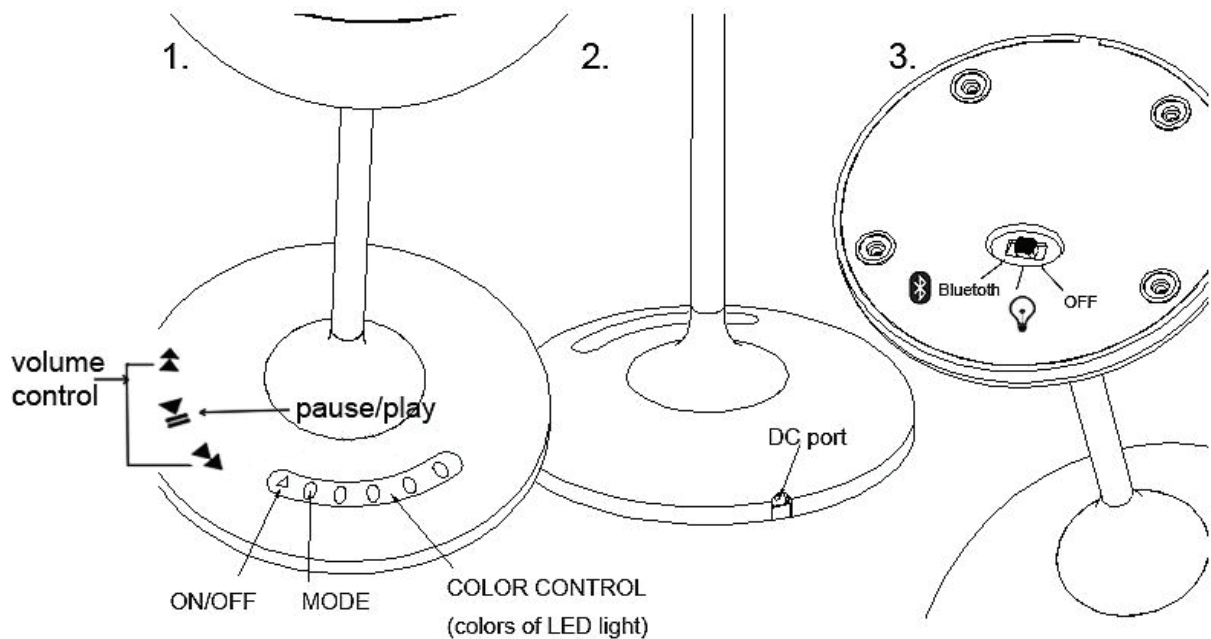
**Left:** BLUETOOTH® speaker on 

**Middle:** Table lamp usage   
(Controlling different colors of LED light)

**Right:** Off Power

2. Touch or slide the control key of LED light (Diagram 1) –  
“color control” to adjust the brightness of the lamp
3. Touch one time on “Mode key” for white light only  
Touch twice on “Mode key” for the colors of LED light.
4. Power key for “on/off switch” 


### Diagram

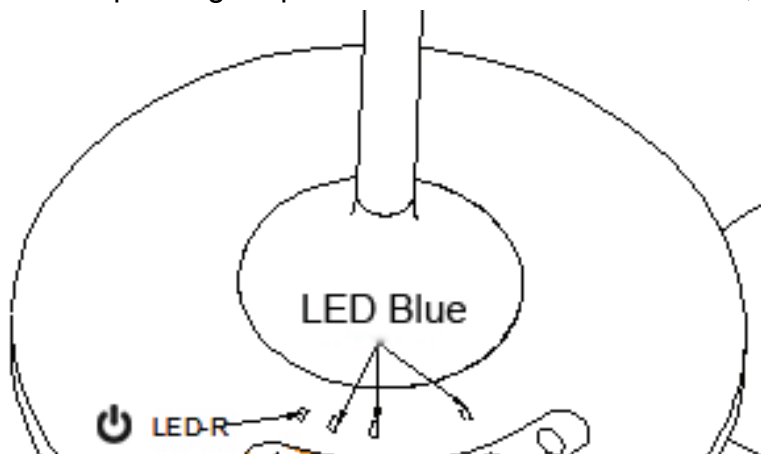


# OPERATING INSTRUCTIONS

## Function of table lamp ON/OFF

ON:


- Switch to the middle “light bulb”  on the button, 33040 will apply to the table lamp function. In addition, the LED indicator lights (below picture) and the table lamp will light-up for 2 seconds at the same time, and then the lights off.



OFF:

- Please do a long pressing the  on/off key for 1~2 seconds to turn off.

## Charging

- When 33040 is out of battery, the indicator light and table lamp will not shine. If this situation occurs, please put 5V power supply cord to DC charging port for charging (Diagram 2). The red light will start flashing during the charging process.
- The red light will shine for a while after charging is completed. You can press on/off key  to start the table lamp while it's shining.

## Controlling White Light of Table Lamp

There are 2 blue LED lights as indicators to present controlling the brightness of white light. By sliding the touch panel area, the first blue LED light will be adjusted as medium light, and then the second blue LED light will be stronger light.

## Controlling Different Colors of LED Mood Light

For the symbols of controlling color gradients, changing colors of light is from left to right by sliding the touch panel area.


In the beginning, touch the “mode key”, the LED lights will be switched into the state of automatic mode, which can be adjusted into favorite color on the automatic status by sliding on the touch area. (Diagram 1)


## Controlling LED Flash Light of LED Mood Light

Touch the “mode key” with 3 times, the LED lights will be switched into the state of LED flash mode, which can be adjusted into flash light glittering with your audio device sound.

## Playing List Control

- **Volume control:**


Long press  with 3 seconds and then volume increase;

conversely,  for volume decrease

- **Skip Forward/ Backward:**

Short press  for next song;

conversely,  for last song

- **Pause and play:**  For stopping and starting up one song

## Function of BLUETOOTH®

There is a sound indication when the device is switched to BLUETOOTH® mode. Then a pairing name of 33040 would be shown on the smart devices such as mobile phone or tablet PCs.

## Attention

1. Please charge the product before use. Do not charge while using BLUETOOTH® status. In this state, the charging time will be extended.
2. Please do not place the product close to the fire or water to avoid unnecessary accidents
3. Please charge fully, if it doesn't use for a long time. Keep the product in a dry place, and charge it once every 3 months
4. Please do not touch more than two functional keys, which is easily to get freeze or stop responding
5. It needs at least 1 second to respond each operation. If touch/press sliding area too fast, some errors may occur
6. When the product is abnormal, please press power button more than 3 seconds and then re-charge it

## Features

- BLUETOOTH® 2.1+ EDR, range up to 10 meters
- LED white light & color changing light (RGB)
- Touch switch can select color & adjust the brightness of the lamp
- Support automatically color changing mode
- Built-in rechargeable battery capacity with 1,000 mAh
  - Frequency range: 30Hz-17KHz
  - Audio power RMS: 3W
- Charging time: about 2.5 hours
- Working time
  - BT speaker ONLY: about 3 hours
  - White light ONLY - 1st level brightness: about 6 hours
  - White light ONLY - 2nd level brightness: about 3 hours
  - White light ONLY - 3rd level brightness: about 2 hours
  - White light ONLY - 4th level brightness: about 1.5 hours
  - Color changing light ONLY: about 3 hours
  - BT speaker+ color changing light: about 2 hours

## Package Contents

- AMBIENT LED MOOD LIGHT with BLUETOOTH® SPEAKER x 1
- USB charging cable x 1
- Manual x 1