

ednet.



**Power Bank with LED Display,
7800 mAh**

**Manual
31891**

SPECIFICATION

Power Bank 31891

Capacity: 7.800 mAh

Battery: lithium-ion

Input: 5V DC 1A

Output 1: 5V DC 2.1A

Output 2: 5V DC 1A

Charging time: approximate 8 hours

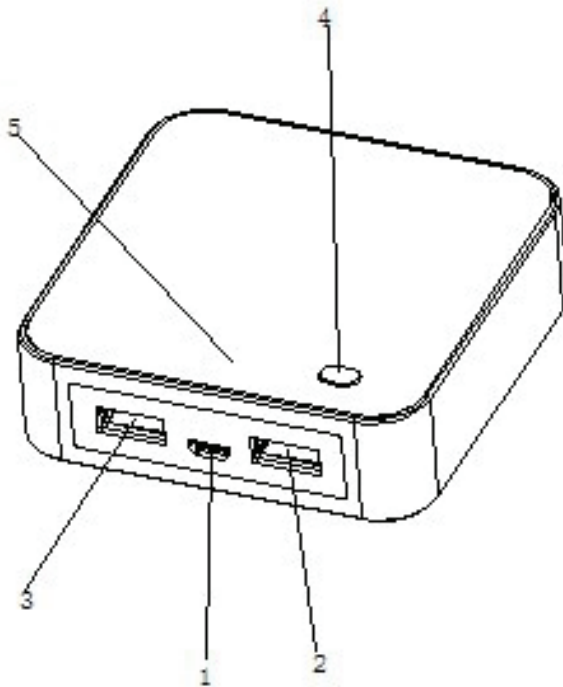
Cycle life: ≥ 500 times

Dimension: 76*76*22mm

Weight: 200g

OVERVIEW

Power Bank 31891



1. Input port
2. Output port 2
3. Output port 1
4. Power Button
5. LED Power Indicator

Press the power button to track the remaining battery capacity

0 - 5% = "LO" (Low)

6 - 98%

99-100% = "FU" (Full)

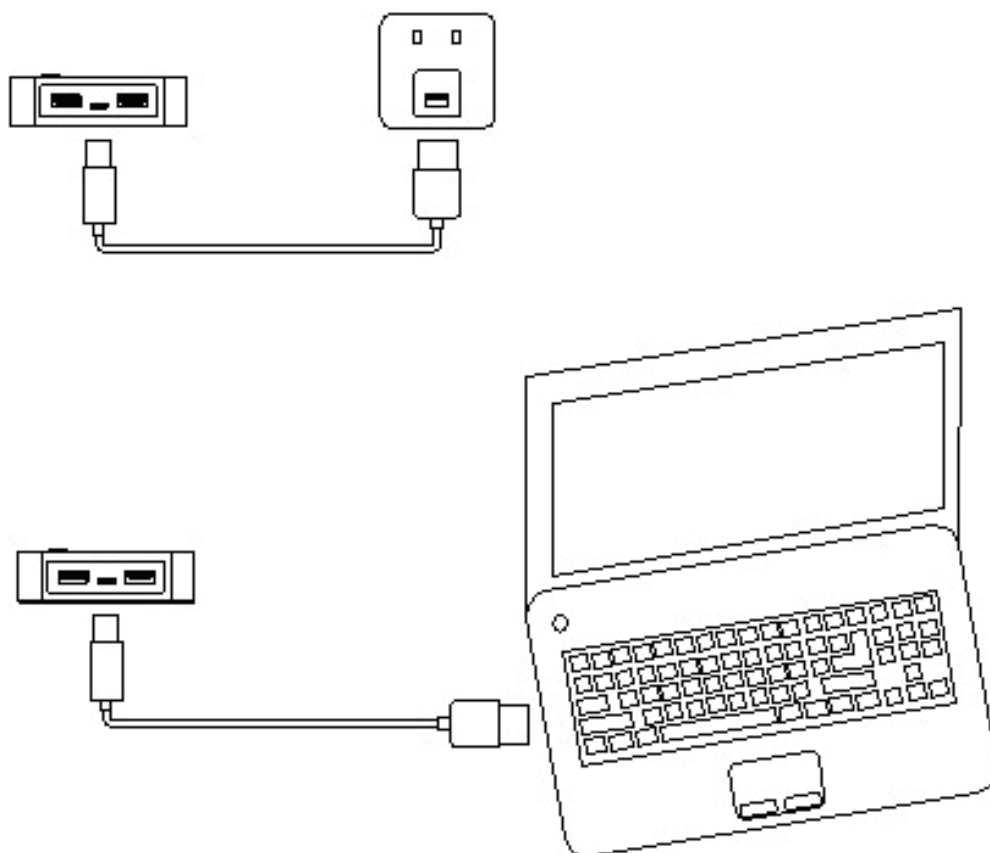
USE

Power Bank 31891

Getting Started

Charge the 31891 until the LED power indicator shows “FU” (Full). This may take up to 8 hours and will fluctuate depending on the charging power source.

1. Charge 31891

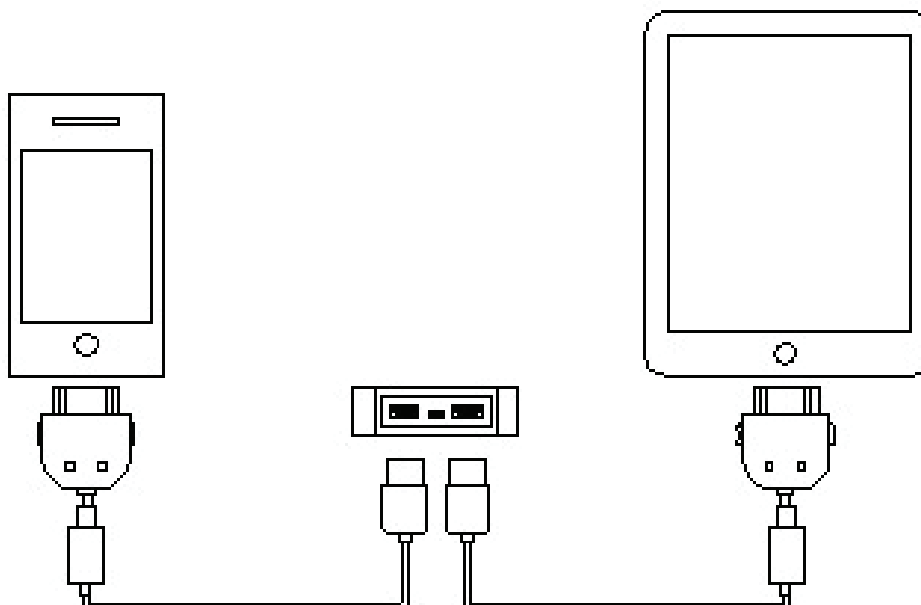


Important: Charge your 31891 the initial time for a full 10 hours before regular use. After the initial charge, normal charging will take approximate 8 hours.

Using the supplied USB charging cable, plug the micro USB tip into 31891 input port (shown as above). Then insert the USB connector into a computer or into an AC power source with a USB charging adapter (31803, 31808, 31809).

During being charged of the 31891, the LED power indicator will turn on. When the power bank gets fully charged, the LED power indicator shows “FU” (Full).

Charge your Personal Electronic Device



Important: Please check for voltage compatibility with your device prior to using.

Using the supplied USB cable, plug the standard USB connector end into the 31891 output port (shown as above), insert the appropriate provided tip into your electronic device (You may also use your own USB cable that was supplied with your personal electronic device.), press the power button to start charging your personal electronic device. The LED power indicator will turn off automatically when the power bank is out of power.

SAFETY PRECAUTIONS

Power Bank 31891

Read all safety information below and operating instruction before using this power bank to avoid possible injury and damage to your device. We assume no responsibility for damage to charged devices due to improper operations of this power bank.

1. Do not drop, disassemble, open, crush, bend, deform, puncture, shred, microwave, incinerate, paint, or insert foreign objects into this device.
2. Check the voltage of your device for correct compatibility with this power bank.

3. Store and operate between 0°C-45°C (30°F-113°F). Keep the product away from any heat sources. Temperatures over 60 degree may cause damage.
4. Do not expose this product to moisture or submerge it in liquid. Keep it dry all the time.
5. Recharge the product every 3 months when not in use.
6. It is normal if the product gets warm when being charged or used. However, please pay special attention if the product becomes excessively hot. This may indicate there is a problem with the charging circuit of electronic device. Please consult a qualified technician if necessary.
7. Disconnect the device after charging from the power source.
8. Always keep the product out of reach of babies and children, in order to avoid any dangerous situation happened.

DISCLAIMER

Power Bank 31891

This charge is meant for using only in conjunction with the appropriate mobile entertainment device. Please consult your device packaging to determine whether this charge is compatible with your particular mobile entertainment device. We, the manufacturer, are not responsible for any damages to any mobile entertainment device incurred through sue of this product.

Notes on Environmental Protection

Power Bank 31891

Electrical and electronic devices must not be disposed of with domestic waste. Consumers are obliged by law to return electrical and electronic devices at the end of their services lives to the public collection points that are set up for this purpose or designated point of sales.