



WIRELESS 300N USB 2.0 INTERNET ADAPTER



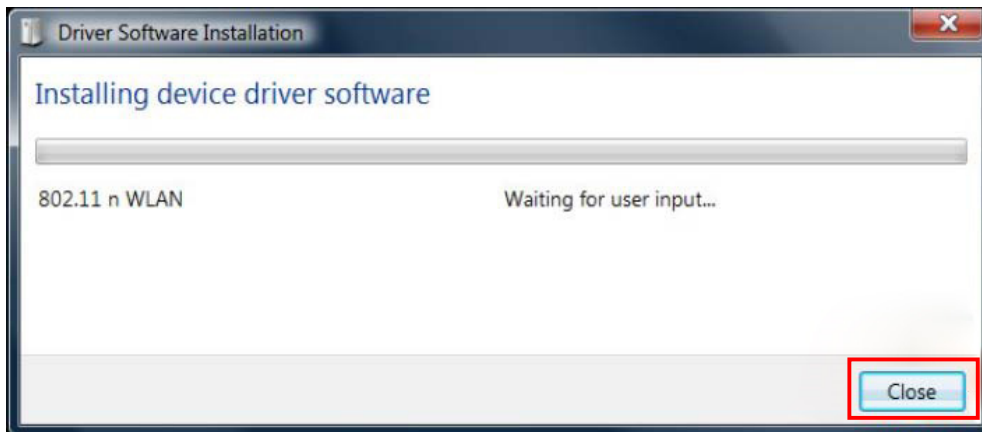
Quick Installation Guide
DN-70542 Rev.2 • DN-70543 Rev.2

Driver Installation

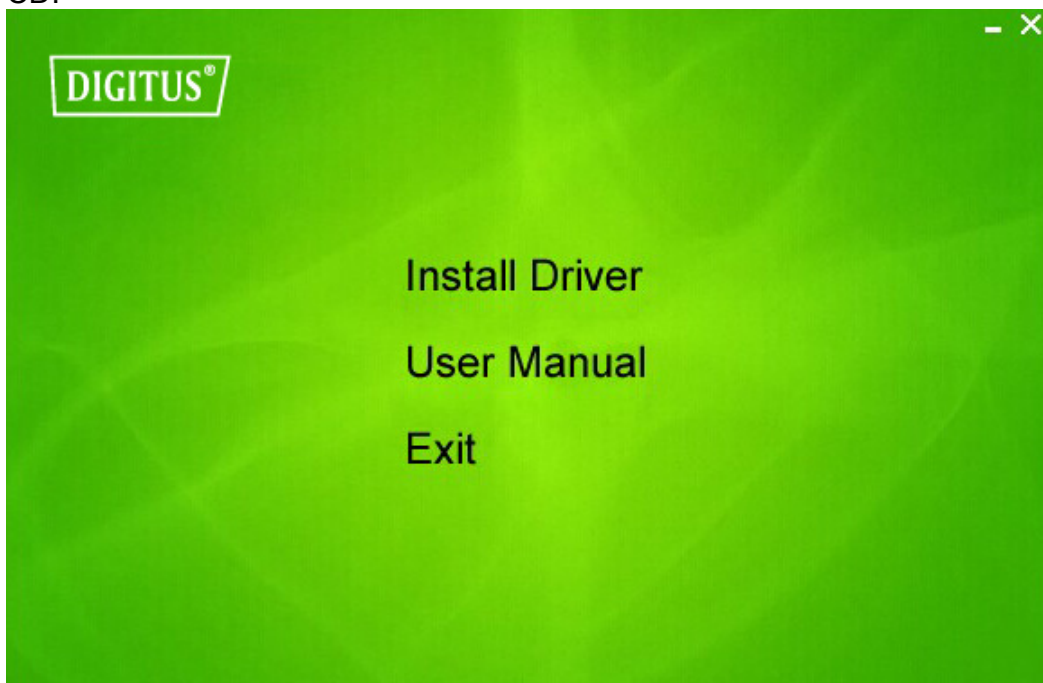
Please follow the below instructions to install the Wireless USB Adapter:

1. Insert the USB wireless network adapter into an available USB 2.0 port of your computer. Please note that the USB connector side is directional, so please flip the USB adapter when it cannot be inserted into the USB port.
2. The following message will appear on your computer, click '**Cancel / Close**'.

Windows 7/8/10



3. Insert the driver CD into your CD-ROM. You can see autorun screen below. If not, you can double click '**autorun.exe**' on CD.



Click '**Install Driver**' to start the installation procedure.

4. Installation wizard will then be shown. Click 'Next' to continue.



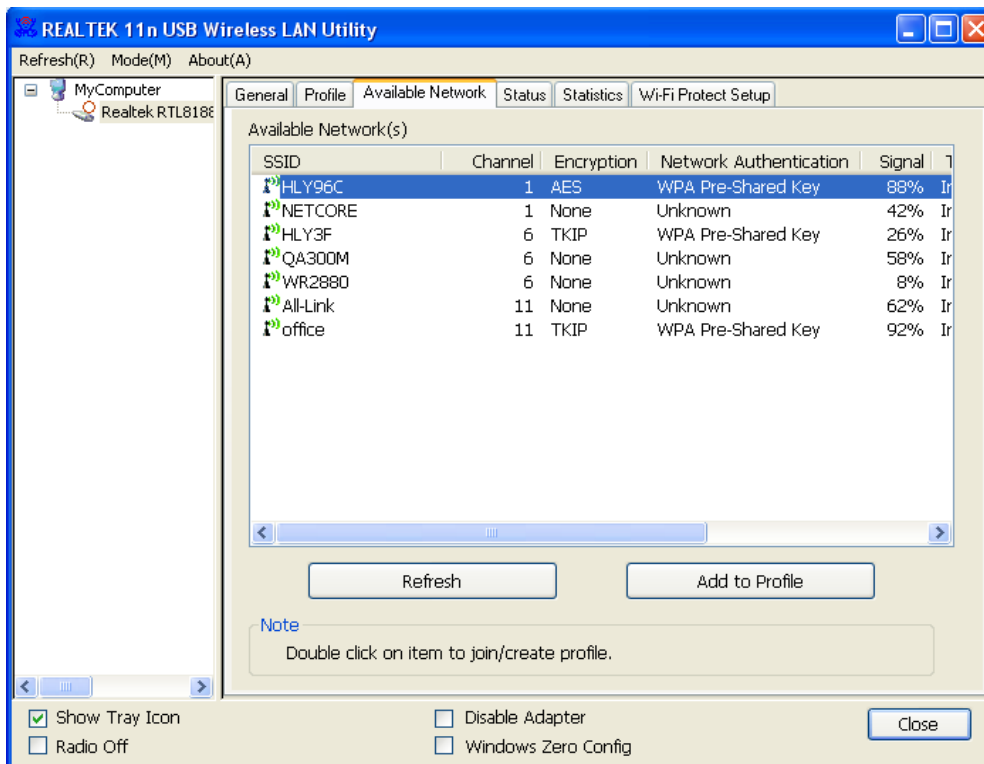
5. Insert the USB wireless network adapter (DN-70542/DN-70543) into an USB 2.0 port of your computer, the system will find the new hardware and will install the drivers automatically.



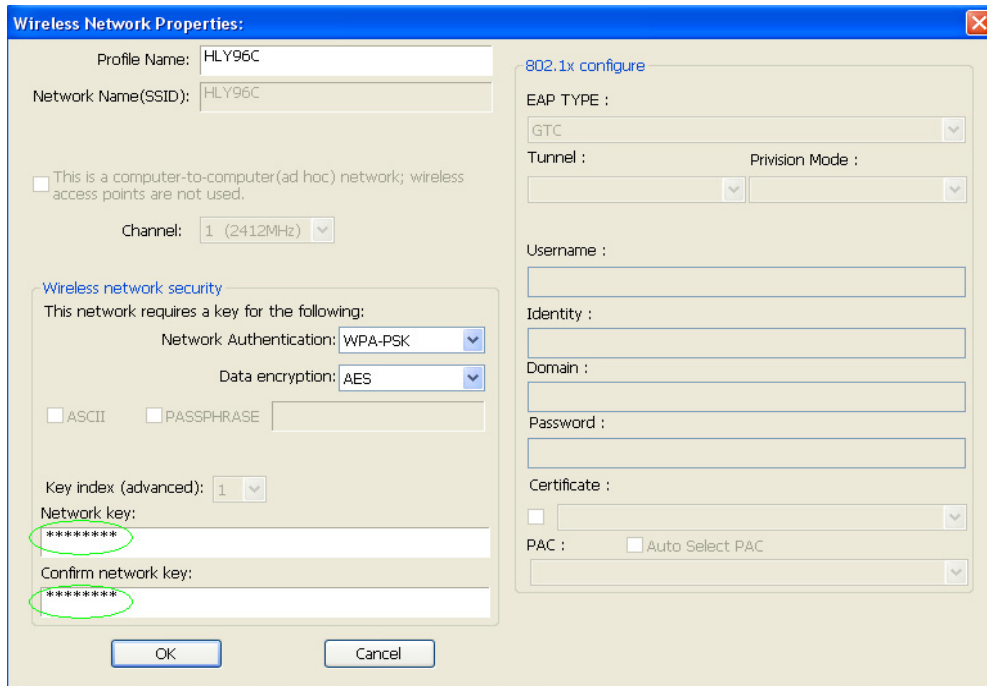
- Once the installation is finished the computer will be asked to reboot. You can click '**Finish**' and reboot the computer to finish the driver installation.



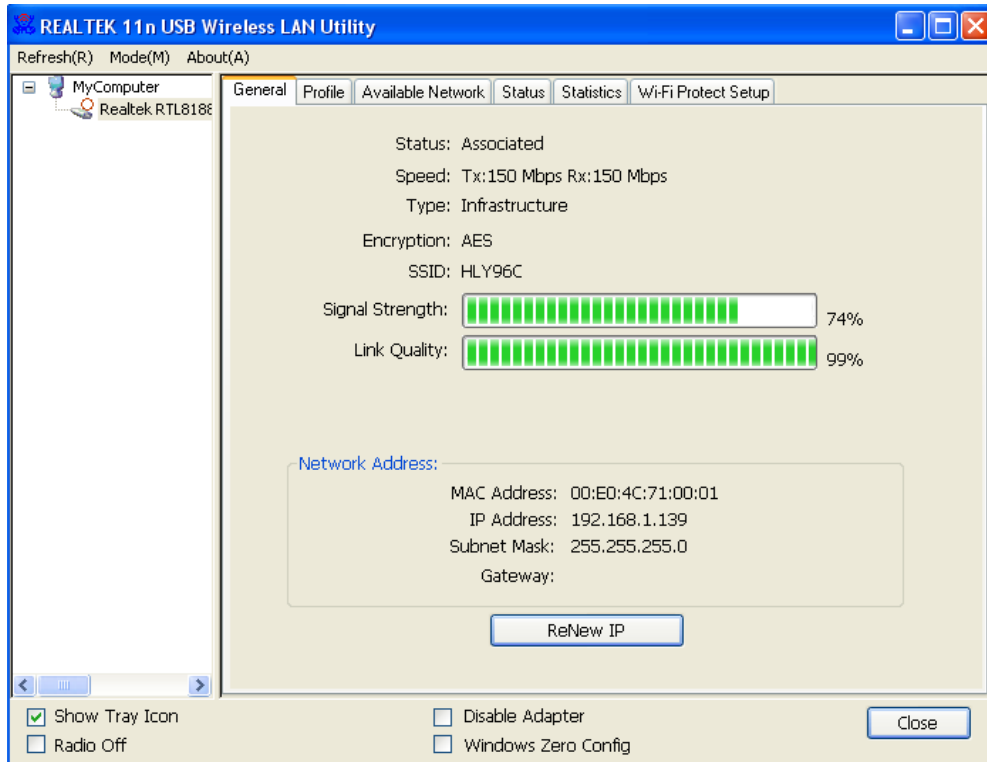
- After finishing driver installation, click adapter utility from your taskbar or programs folder. Click "available networks", select the wireless access point you would like to connect and press "Add to Profile" button.



8. Fill in the security information if necessary, and then click “OK” to connect to the wireless network.



9. Once connection is successful, it will show the status screen.



<p>DN-70542 Technical Description Frequency Range: 2412MHz-2472MHz for 802.11b, g, n/HT20 2422MHz-2462MHz for 802.11n/HT40 Transmit Power: 9.6 dBm EIRP Hardware Version: WU330EU V1.1 Software Version: 1.0</p>	<p>DN-70543 Technical Description Frequency Range: 2412MHz-2472MHz for 802.11b, g, n/HT20 2422MHz-2462MHz for 802.11n/HT40 Transmit Power: 9.90 dBm EIRP Hardware Version: WU335EU V1.0 Software Version: 1030.19</p>
---	--

The manual content may be changed. Please also refer to the latest version on the web shop.

Hereby Assmann Electronic GmbH, declares that the Declaration of Conformity is part of the shipping content. If the Declaration of Conformity is missing, you can request it by post under the below mentioned manufacturer address.

www.assmann.com

Assmann Electronic GmbH
Auf dem Schüffel 3
58513 Lüdenscheid
Germany

