



# USB 3.0 HUB & GIGABIT ETHERNET ADAPTER



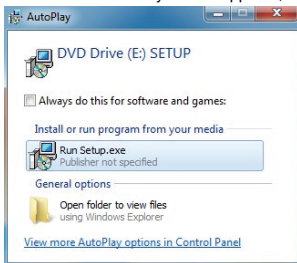
## QUICK INSTALLATION GUIDE

DA-70250

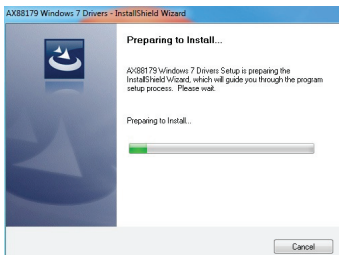
## SOFTWARE INSTALLATION

### Windows

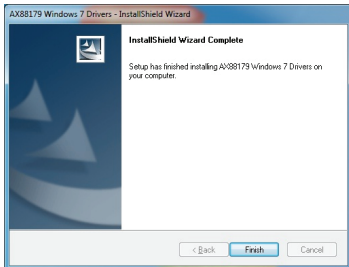
1. Please insert the CD into your computer's CD-ROM or DVD drive.
2. When the AutoPlay screen appears, click Run Setup.exe.



3. Please follow the installation step by step.

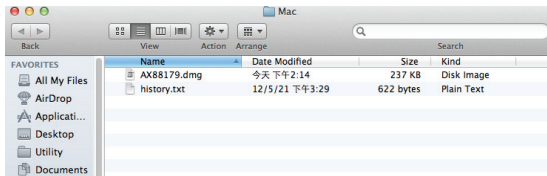
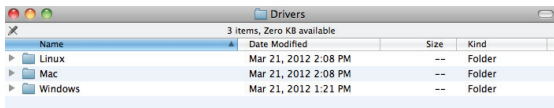
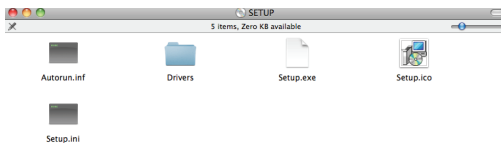


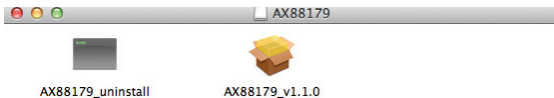
4. When the following screen appears, click Finish.



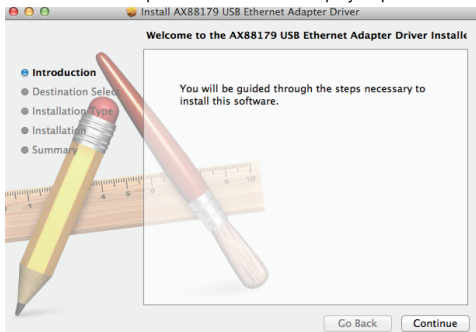
## MAC

1. Please insert CD into your computers CD-ROM or DVD drive and follow these steps. Click Setup → Drivers → Mac folder → ax88179.dmg → ax88179\_v1.1.0.

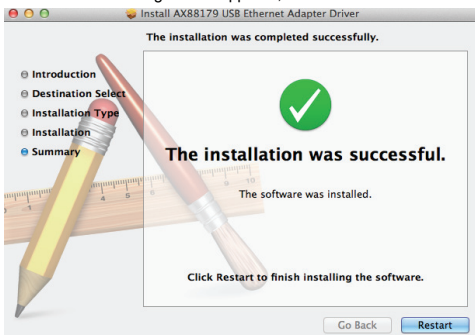




2. Please follow the process of installation step by step.



3. When the following screen appears, click Restart.



Note: If wrongly installed or improperly used in the living area, the device can cause interference in radios and other electronic devices. Appropriate use is when the device, as far as feasible, is operated with shielded connection cables (with network products in addition to category 5 shielded cables and higher). The device has been tested and falls within the limits of class B computing equipment according to the requirements of EN 55022.

Warning: This device conforms with test category B - it can cause radio interference in the living area; in this case the operator may demand that appropriate measures are implemented and arise for this reason. Declaration of conformity: The device fulfills the EMV requirements according to EN 55022 for ITE and EN 55024. Devices with external or integrated power supply furthermore fulfill the requirements of EN 61000-3-2 and EN 61000-3-3. In this way, the fundamental protection requirements of the EMV-2004/108/EC guideline are fulfilled. The CE conformity has been proven. The pertinent declarations are deposited with the manufacturer.

**[www.assmann.com](http://www.assmann.com)**

ASSMANN Electronic GmbH

Auf dem Schüffel 3

58513 Lüdenscheld

Germany

