



Multimedia Keyboard

Get more design with your Keyboard

• System Requirement

1. Windows 98/ME/2000/XP
2. Media player 6.0/7.0 version or above
3. IE 4.0 version or above
4. Outlook 4.0 version or above












• Connect the USB Keyboard

To set the USB Keyboard port:

Before connecting the keyboard to a USB port on the computer, please make sure that your computer supports USB keyboard. Some older computer do not fully support for USB Keyboard. Please refer to the computer manual for additional information, or follow the instructions as below.

1. Access the system setup utility on your computer. On most computers this is done by pressing the F1, F10, Delete or Esc key during system booting, i.e. immediately after switching on the computer.
2. Find the USB Keyboard Port mode and set it for enable. If the USB Keyboard port selection is unavailable, the USB Keyboard port is probably already set for USB Keyboard enable or your PC does not support for USB Keyboard. Please contact your PC manufacturer for specifications.
3. Save your changes and exit the system setup utility.

• Function Description

	E-mail	Open E-mail
	Internet	Open the default Internet browser at the default home page
	Search	Go to the default search website
	Favorites	Open My Favorites
	Mute	Turn the computer's sound off and on
	Volume +p	Raise the volume
	Volume-	Lower the volume
	Play/Pause	Open &Play or pause the selected media file
	Calculator	Open the Windows calculator and press again to close it.
	My computer	Open My Computer
	Sleep	Suspend the computer and monitor into "Sleep" mode when not in use

Support for Audio and MIC external port on the side of keyboard
Enable you to plug internet phone into keyboard directly.



Green port is for Audio use and Pink port is for MIC use

Support for 2 USB hubs t on the side of keyboard
Enable you to plug USB devices into keyboard directly



Note: the power consumption of the attached USB devices has to be rated at 100mA or below.