



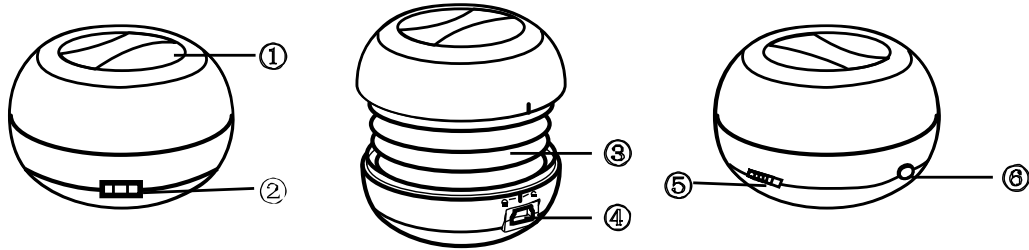
BLUETOOTH “PUMP BASS” SPEAKER



Quick Installation Guide
DA-10286

Introduction:

Please take a few moments to read through this manual to gain important information about using this Bluetooth Speaker.



① Speaker

② Power on/off

③ Drawtube

④ Charging port

⑤ Volume key

⑥ 3.5mm audio in

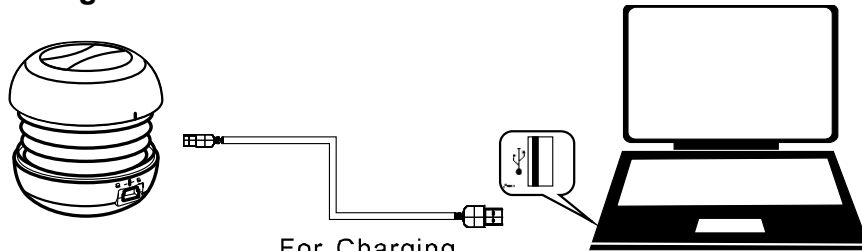
Operation:

- 1) This device has a built-in rechargeable lithium battery; it can be charged by the USB cable.
- 2) You can listen to your music from computer or other audio equipment by using 3.5mm stereo audio cable. To adjust the volume, please slide the VOL button.
- 3) Turn on the speaker switch, there will be a long beep; the device is now turned on.
- 4) When using 3.5mm audio cable, Bluetooth function will be automatically turned off.

Connect to the speaker using Bluetooth:

Search this Bluetooth device named "DA-10286" through your computer or smartphone. Enter the passcode or pin = 0000 (4 zeros). The speaker is now connected to your device.

Charge:



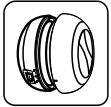
Standard USB point connects to all PC USB ports and AC adaptors

Closing & Opening:



Step 1

Hold the top and bottom hemisphere with all fingers of the right and left hands respectively. Align each hemisphere until the mini USB port and fitting arrows are in line with each other.



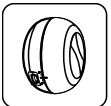
Step 2

Press each side of the speaker together gently.



Step 3

Line up the raised markers as indicated by the arrow



Step 4

To close the case, hold the left hemisphere firmly and tilt the right half upwards (in a clockwise direction) as indicated in the fitting diagram on the speaker (lock arrow). To open, tilt the right half downwards (in an anti-clockwise direction) as indicated in the fitting diagram on the speaker (unlock arrow)

Technical Details:

- Power supplier: DC 5V
- Output power: 3W (1KHz, THD10%)
- Frequency: 200Hz – 20KHz
- Signal & noise ratio \geq 80dB
- Impedance: 4 OHM
- Li-ion Output: 3.7V~4.2V+0.05V
- Lithium battery capacity: 500mAH
- Speaker unit: 40mm

Warnings:

Charge and operate only as indicated in this manual as improper use may result in damage to the product or injury.

Do not exceed the volume of the speaker as it cause permanent damage.

Do not short out this product or disassemble by yourself to avoid danger or shocks.

Do not insert any objects into the sound box.

Keep out of reach of children and maintain supervision if young children are using.

Avoid over-extending the speaker and cable. Do not pull the speaker and cable with force.