



Universal Travel USB Charging Station, 40W



User Manual DA-10194

The Universal Travel USB-C Charging Station from DIGITUS allows you to charge all of your devices (USB-C notebooks, tablets, smartphones, etc). It can be used in over 100 countries. Thanks to the three power cords that are included (EU/US/UK), and its featured two Qualcomm® Quick Charge™ 3.0.

“USB-C charging ports” can be used as charging on an USB-C notebook, smart phone and tablets (total 40W max). You can charge all popular brands by using this USB-C cable which is included. The remaining ports can be used to recharge your other mobile devices quickly and efficiently (tablets, smartphones, cameras, etc). The charging station’s maximum output is 40W. It is the perfect companion for the home or office or on the road. A charging station is for everything - the “DIGITUS Universal USB-C charging station.”

Product Features:

1. Adopt USB PD2.0 agreements and Qualcomm® Quick Charge™ 3.0 technology, offers fast and efficient charging technology.
2. Featuring a USB-C port, the power adapter is well compatible with the new USB-C devices such as the Apple New Macbook 12 Inch (2015), Apple New Macbook 13 Inch (2015), Google ChromeBook, Dell, HP, Acer, Xiaomi and other devices with USB-C connector.
3. The USB-A port featured with Qualcomm® Quick Charge™ 3.0 recharge your other mobile devices quickly and efficiently.
4. Ultra slim and curved housing design, thickness is 16mm, light weight and portable.
5. Innovation product, self-designing and produced with own patents.
6. Multiple safety protection: over current protection, over voltage protection, short circuit protection, over temperature protection.

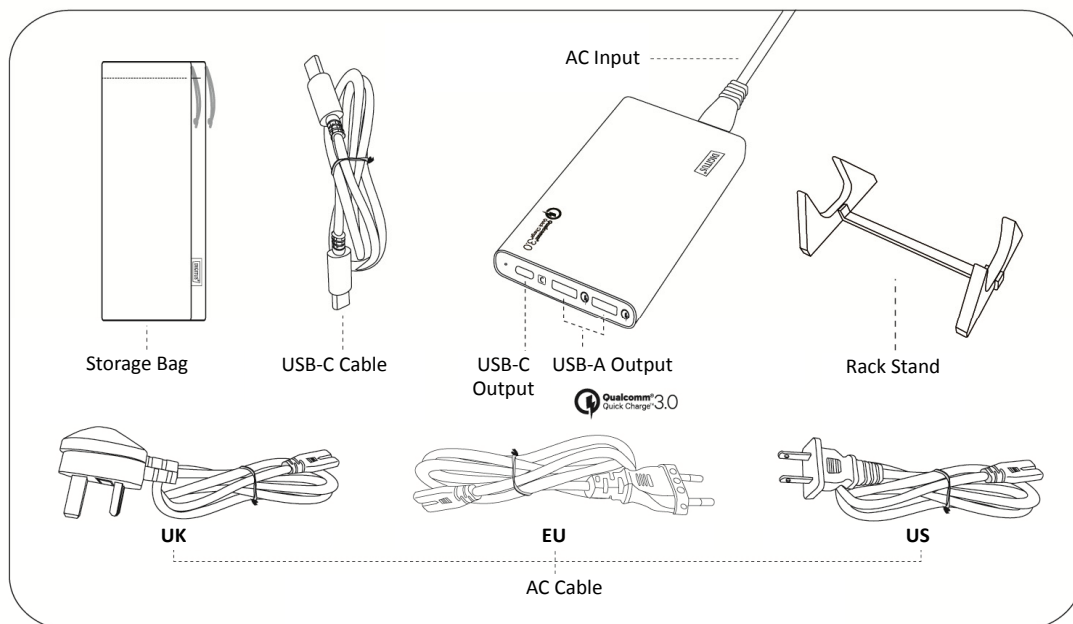
Product Specifications:

Input:	AC 100-240V 50/60Hz 1A
Output-C:	DC 5-20V 3A (MAX)
Output-A:	DC 3.6-6.5V 3A, 9V 2A, 12V 1.5A, 20V 1A
Power:	40W (MAX)
Size:	109*65*16 mm Weight: 126 g

Package Content:

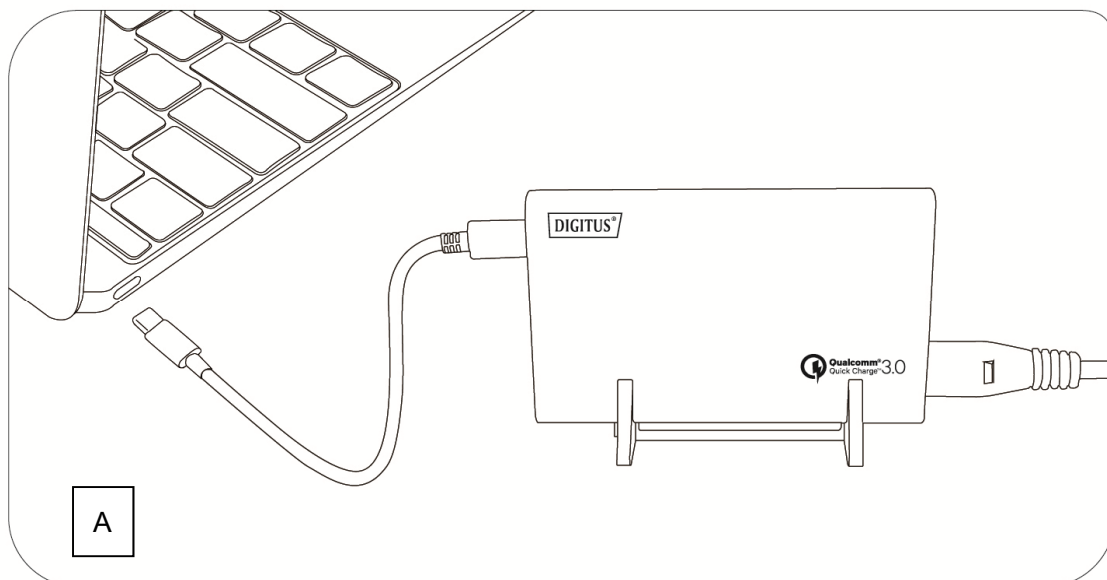
- 1 x Main unit: Universal Travel USB Charging Station, 40W
- 3 x AC power cables (EU, US, UK)
- 1 x USB-C cable
- 1 x User manual
- 1 x Rack Stand
- 1 x Storage bag

Product Diagram:

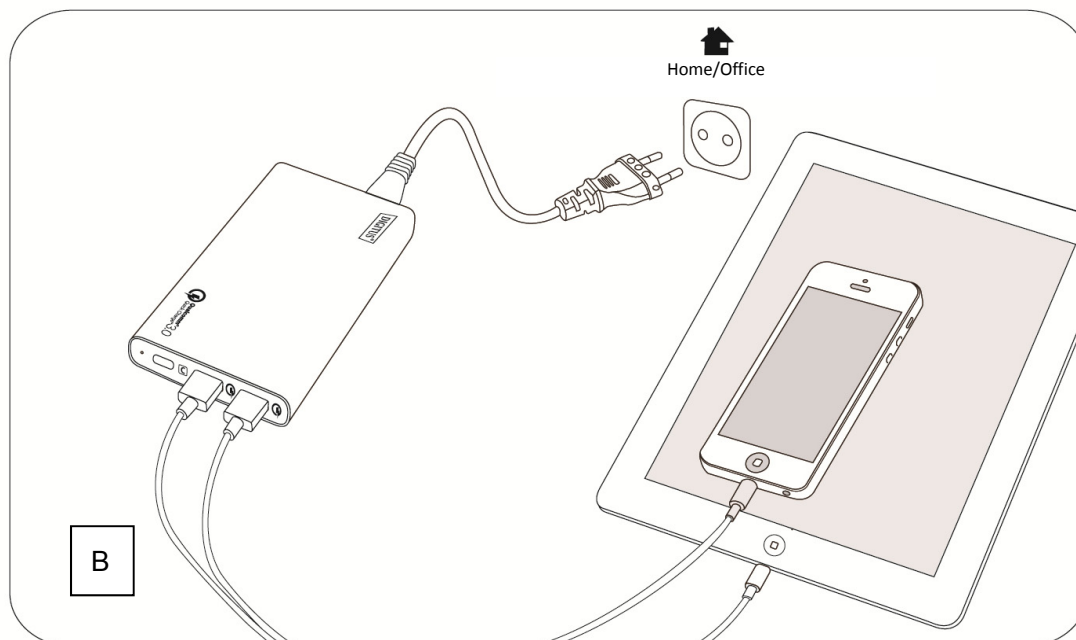


Operation Instruction:

1. When you want to charge or supply power to USB-C laptop and other USB-C devices, connect the AC plug into the wall socket and insert the USB-C cable to your laptop, put the main unit onto the rack stand, then it works. (as picture A)



2. When you want to charge for your USB devices, connect the USB cable to any of QC3.0 charging ports which offer fast and efficient charging technology for your smart phones and tablet PCs. (as picture B)



Caution: This adapter supports power 40W max. If your used power exceeds 40W, the adapter will occur to be over-load protection. When you re-plug the connection, then it will recover to normal work.

**Notes:**

Please check that the product's feature and voltage will be compatible with your laptops and USB devices according to your device's manual instruction. Please read this manual and its instructions carefully before use. We are not responsible for any damage caused by incorrect or reckless operation.

Important Safety Information:

This safety guideline is to help you operate your power adapter safely, to ensure your personal safety and reduce the risk of fire, electric shock or injury.

1. Do not apply external force on the cord.
2. Do not unplug by pulling the cord.
3. Please keep the cable flat, do not connect the devices with a tied cable
4. Do not place the cord or device near heating elements.
5. Do not bend the blade or pins of the plug.
6. If there is any strange sound, smoke or odor, pull of the cable immediately.
7. Do not disassemble (It may cause fire or electric shock)
8. Do not put any sharp objects into the venting hole of the product (It may cause fire or electric shock)
9. Ensure to plug the product firmly.
10. Ensure not to use a damaged cable. (It may cause fire or electric shock)
11. Do not place the product on a bed, bag or inside a closet that is not good for ventilation.
12. Always wipe off the product with soft fabric, not water mop. (water may cause electric shock)
13. Keep clean the power plug and the outlet (Dirt/dust may cause a short circuit and fire)
14. Keep the product out of reach of children.
15. Don't unplug the power cord with a wet hand. (It may cause electric shock)
16. Unplug the power cord if you don't use the product for a long time. (It may cause heat, fire and electric shock)

* All brand names and logos which mentioned above are trademarks or registered trademarks of the respective owner.

Hereby ASSMANN Electronic GmbH, declares that this device is in compliance with the requirements of Directive 2014/30/EU (EMC), Directive 2014/35/EU (LVD) and the Directive 2011/65/EU for RoHS compliance. The complete declaration of conformity can be requested by post under the below mentioned manufacturer address.

Warning:

This device is a class B product. This equipment may cause some radio interference in living environment. In this case, the user can be requested to undertake appropriate measures to prevent interference.

www.assmann.com

Assmann Electronic GmbH

Auf dem Schüffel 3

58513 Lüdenscheid

Germany

