



Power Adaptor AC/DC 90W, for Notebook



Manual DA-10190

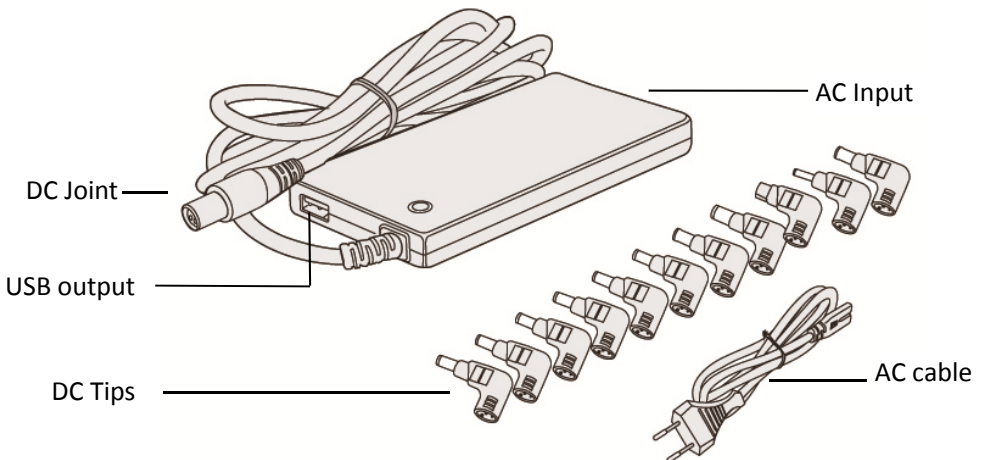
Firstly thank you for purchasing our new 90W ultra slim product, which is especially designed for charging and supplying power for notebooks and netbooks. The integrated USB port can charge for iPhone®, iPod®, mobile phones, MP3, MP4 and other devices. This product has acquired many patents and certificates already and the max power can reach 90W. Also it adopts the widest output voltage technology and switch voltage automatically. With ultra slim appearance and fashion style, it will be one of the best choice for you and your family.

Product Feature:

1. Ultra slim housing with only 17mm and very competitive size with full power 90W, smart appearance and portable.

2. Charge or supply power to notebooks with 11pcs DC connectors which cover the most popular brands in the markets.
3. 100% Automatic switch when different tips used, just plug & go, no fiddly switch.
4. Adopt SCM computer controlling technique to make sure working precision.
5. Adopt the newest ultra slim transformer technology.
6. Adopt ABS+PC materials for the housing, being safe and environmental friendly.
7. Automatic computer electrical overload test and high temperature overload aging test before shipment to make safer.
8. High efficiency: up to 91%.
9. Self-designing and produced with several applied patents.
10. AC Input 100-240V worldwide compatible.
11. Widest output voltage: 12V to 24V.
12. Multi protections: over temperature, over voltage, over current, short circuit protection and etc.

Product Diagram



Product Specification

AC Input: 100~240V, 1.8A 50-60Hz

DC Output: 12~24V 6A 90W (MAX)

USB output: DC 5V 2A (MAX)

Size: 114*70*17mm

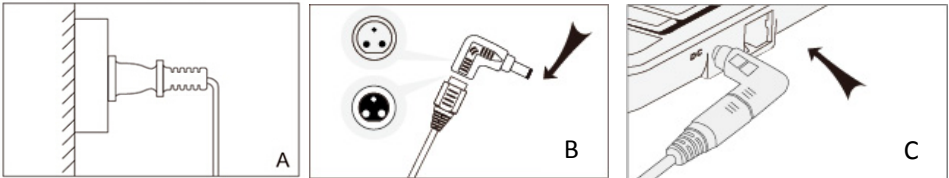
Net Weight: 239g

Package Content:

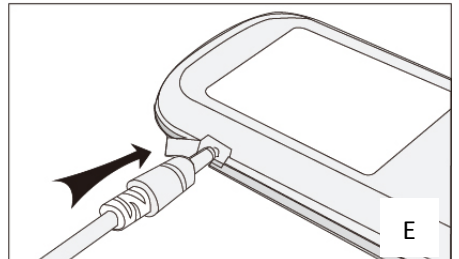
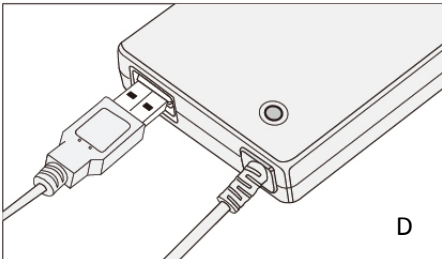
1. Adaptor Body
2. AC power cord
3. 11pcs Notebook tips
4. User manual

Operation Steps

1. When you want to charge or supply power to laptop, connect the AC plug into the wall socket (picture A). Choose the right tip, such as N04, connect it with the DC joint (picture B), put the joint DC tip to the laptop then it can be used. (picture C)



2. When you use the 5V USB output, connect the USB cable to digital Product (like tablet pc, smart phones, and etc.), then it can be charged (As picture D and E)



**Notes:**

Please check that the product's feature, connector, and voltage will be compatible with your laptop, tablet pc, camera and/or other devices; in accordance to your device's manual instruction. Please read this manual and its instructions carefully before use. We are not responsible for any damage caused by incorrect or reckless operation.

Important Safety Information:

This safety guideline is to help you operate your power adapter safely, to ensure your personal safety and reduce the risk of fire, electric shock or injury.

1. Do not apply external force on the cord.
2. Do not unplug by pulling the cord.
3. Do not connect a binding cord to the power supply.
4. Do not place the cord or device near heating elements.
5. Do not bend the blade or pins of the plug.
6. If there is any strange sound, smoke or odor, pull of the cable immediately.
7. Do not disassemble (It may cause fire or electric shock)
8. Do not put any sharp objects into the venting hole of the product (It may cause fire or electric shock)
9. Ensure to plug the product firmly.
10. Ensure not to use a damaged cable. (It may cause fire or electric shock)
11. Do not place the product on a bed, bag or inside a closet that is not good for ventilation.
12. Always wipe off the product with soft fabric, not water mop. (water may cause electric shock)
13. Keep clean the power plug and the outlet (Dirt may cause a short circuit and fire)
14. Keep the product out of reach of children.
15. Don't unplug the power cord with a wet hand. (It may cause electric shock)
16. Unplug the power cord if you don't use the product for a long time. (It may cause heat, fire and electric shock)

Notebook DC Connectors Specification:

No	Output Voltage	Range Voltage	Connectors Spec.	Replacement
N04	19V	18.1-19.9V	4.8*1.7*10.7mm	HP/COMPAQ: 18.5V/2.7A, 18.5V/3.5A, 18.5V/3.8A, 18.5V/4.9A; DELTA: 19V/2.64A; ASUS: 19V/2.64A; NEC: 19V/2.64A
N07	19V	18.1-19.9V	5.5*2.5*10.7mm	IBM: 19V/4.2A; COMPAQ/HP: 18.5V/4.9A, 19V/4.9A; DELTA: 19V/2.64A.; TOSHIBA: 19V/3.16A, 19V/3.42A, 19V/4.74A; ASUS: 19V/4.74A. LENOVO: 20V/2A; LITEON: 19V/3.16A, 19V/3.42A, 19V/3.95A, 19V/4.74A; NEC: 19V/2.64A, 19V/3.16A; GATEWAY: 19V/3.16A, 19V/3.42A, 19V/3.68A, 19V/4.74A
N09	19.5V	18.5-20.4V	6.0*4.3*10.7mm	SONY: 19.5V/2.7A, 19.5V/3A, 19.5V/4.1A, 19.5V/4.7A; FUJITSU: 19V/3.16A, 19V/3.69A, 19V/4.22A
N11	19V	18.1-19.9V	5.5*1.7*10.7mm	TOSHIBA: 19V/3.95A; ACER: 19V/3.42A; DELTA: 20V/3.5A
N18	19V	18.1-19.9V	5.5*2.1*10.7mm	ACER: 19V/3.16A, 19V/3.42A, 19V/4.74A; LITEON: 19V/3.16A, 19V/3.42A; NEC: 19V/3.16A
N19	19V	18.1-19.9V	5.5*3.0*10.7mm	SAMSUNG: 19V/3.16A, 19V/3.75A, 19V/4.22A, 19V/4.74A
N22	19.5V	18.5-20.4V	7.4*5.0*12.5mm	DELL: 19.5V/3.34A, 19.5V4.62A
N23	18.5V	17.6-19.4V	7.4*5.0*12.5mm	HP/COMPAQ: 18.5V/3.5A, 18.5V4.9A etc.
N24	20V	19-21V	7.9*5.5*0.9mm	IBM/LENOVO: 20V/4.5A, 20V/3.25A etc.
N35	20V	19-21V	11*5.6*11mm square tip	Lenovo: 20V2.25A, 20V3.25A, 20V4.5A
N36	19.5V	18.5-20.4V	4.5*3.0 with pin	HP: 19.5V2.31A, 19.5V3.33A, 19.5V4.62A

Notes: 1, All listing of brand names are registered trademarks of their respective companies.

Warranty Specifications:

1. Two years of guarantee for our products.
2. The guarantee will be treated as void in case of breakage or manipulation of the seals of guarantee, if the material is damaged, without suitable packing and/or damages of transport and in the case of evident samples of an incorrect manipulation, illegal use, mistreat, blows, falls, dirt... etc.
3. This warranty does not cover the damage done to other equipment used in conjunction with this unit.
4. Terms subjected to change without previous notice.

Hereby ASSMANN Electronic GmbH, declares that this device is in compliance with the requirements of Directive 2014/30/EU (EMC), Directive 2014/35/EU (LVD) and the Directive 2011/65/EU for RoHS compliance. The complete declaration of conformity can be requested by post under the below mentioned manufacturer address.

Warning:

This device is a class B product. This equipment may cause some radio interference in living environment. In this case, the user can be requested to undertake appropriate measures to prevent interference.

www.assmann.com

Assmann Electronic GmbH
Auf dem Schüffel 3
58513 Lüdenscheid
Germany

